

# Assembly Instruction

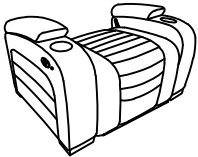


ITEM NO.: 194S8455GRY-1

Reclining Chair with Storage Arms, Cup Holders & LED

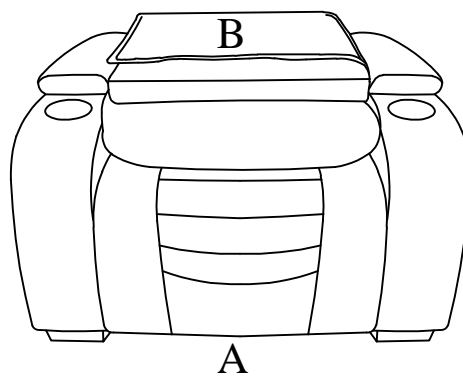
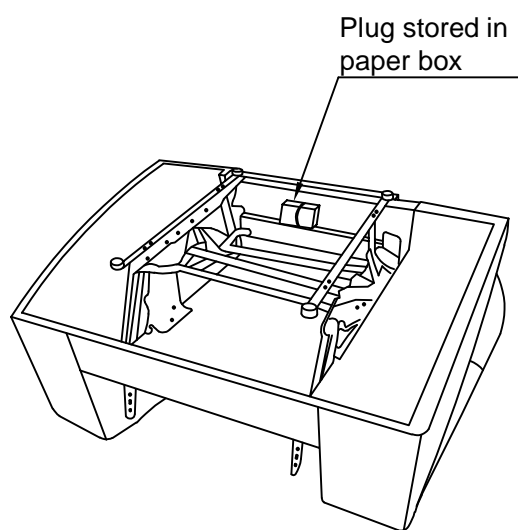


Note: Do not use power tools for assembly. Power tools increase the risk of over tightening which lead to splitting or cracking the wood.

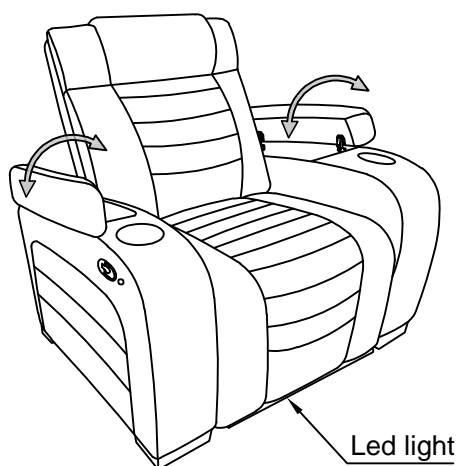
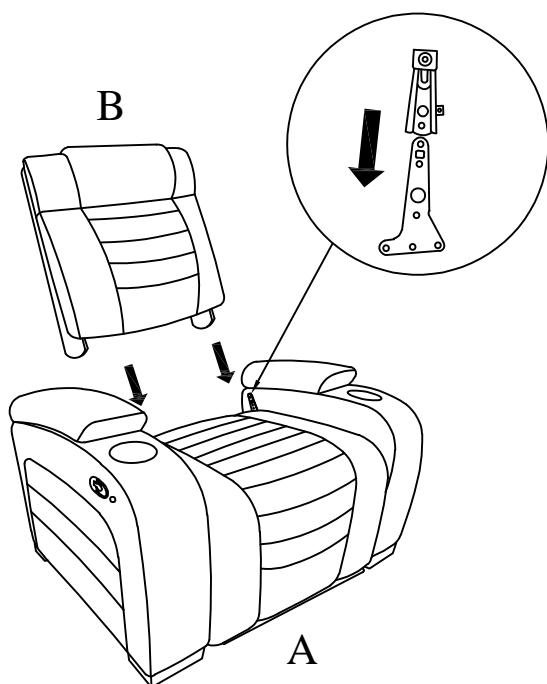
## Component list

No	Drawing	Qty	Description
A		1	SEAT
B		1	BACK REST
C		1	PLUG FOR LED LIGHT

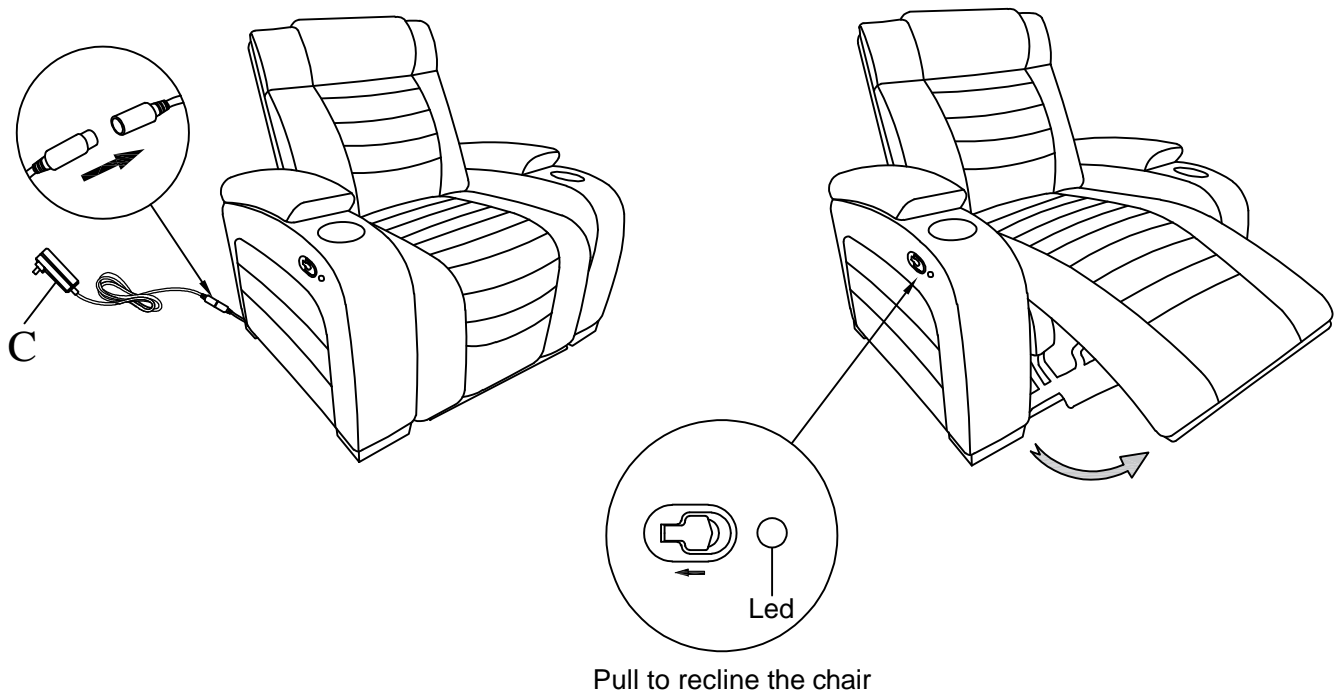
## Step #1



## Step #2



### Step #3



### Care Instruction for Textured Microfiber Furniture:

In order to maintain the original appearance of your Textured Microfiber Furniture, please follow below simple care procedures:

- Avoid exposing furniture directly to sunlight or heating and air conditioning outlets. Sunlight and/or exposure to heating and air conditioning outlets will fade/damage Textured Microfiber.
- Vacuum or wipe with a soft cloth to remove dust.
- Hardware may loosen over time. Periodically check to make sure all connections are tight, Re-tighten if necessary.



For items use on wooden floor, hard surfaces or carpets, it is recommended to install protective pads under all legs and supports to avoid/prevent from damages/scratches and discoloration.