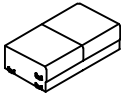
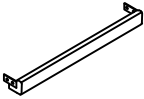


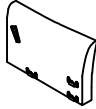

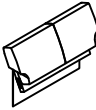




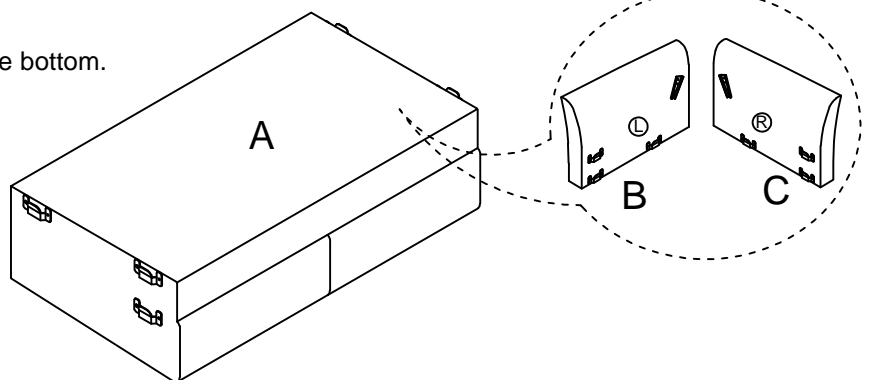
ASSEMBLY INSTRUCTION

ITEM NO: 194S9519BUE/GRY/CHC-2
Love Seat

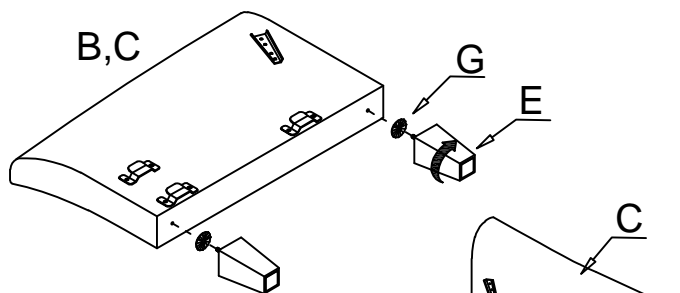
NO.	PARTS LIST	QTY	DESCRIPTION	NO.	PARTS LIST	QTY	DESCRIPTION
A		1	Seat Frame	F		1	Back Rail
B		1	LSF Armrest	G		4	Washer
C		1	RSF Armrest	H		4	Allen Bolt ØM6*20
D		1	Back Rest	I		1	Allen Key Ø1/4"*M4
E		4	Plastic Leg				

STEP 1 :

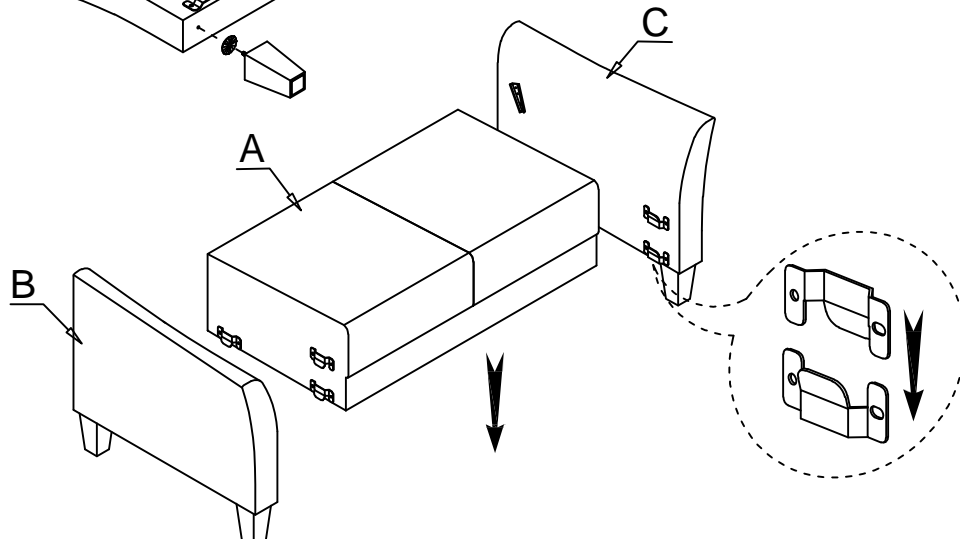
Take out LSF/RSF Armrest (B,C) from the bottom.



STEP 2 :



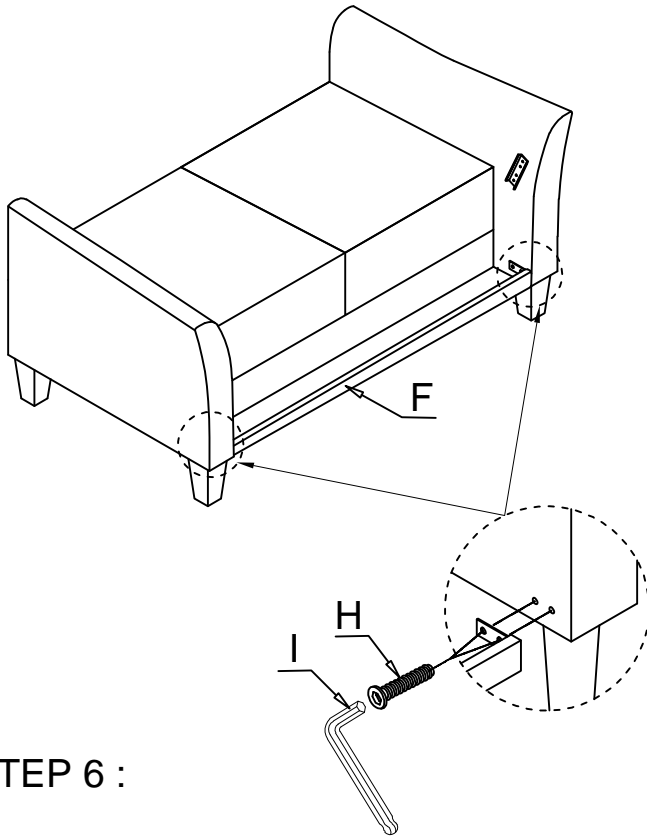
STEP 3 :



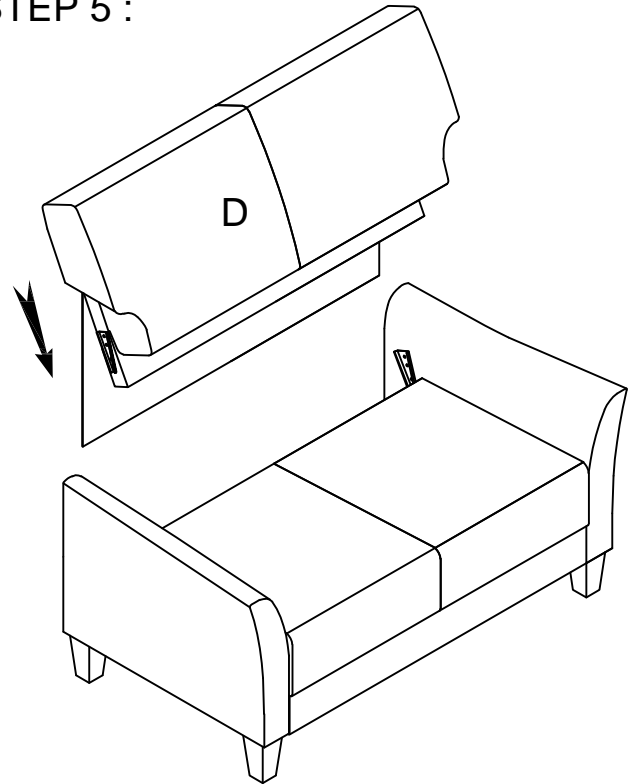
ASSEMBLY INSTRUCTION

ITEM NO: 194S9519BUE/GRY/CHC-2
Love Seat

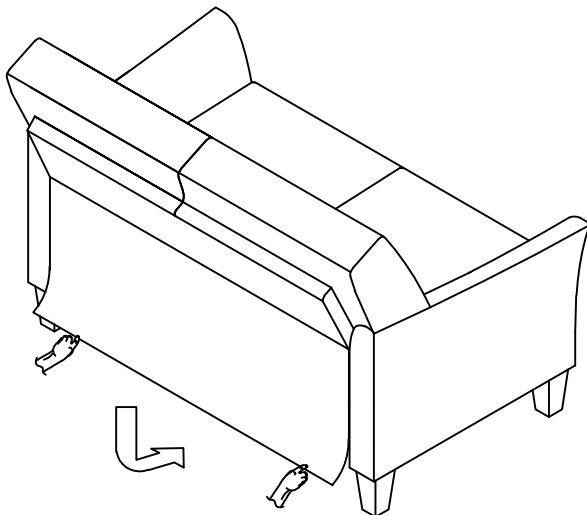
STEP 4 :




STEP 5 :



STEP 6 :



STEP 7 (Completed) :



CARE INSTRUCTION FOR FABRIC FURNITURE

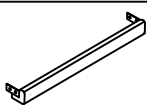
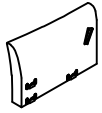
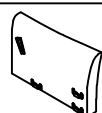

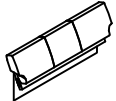


In order to maintain the original appearance of your fabric furniture, please follow below simple care procedures.

°Avoid exposing furniture directly to sunlight or heating and air conditioning outlets. Exposure to sunlight or heating and air conditioning outlets will fade/damage fabric.

°Wipe gently with a damp soft cloth to remove dust, dirt and any grime build up.

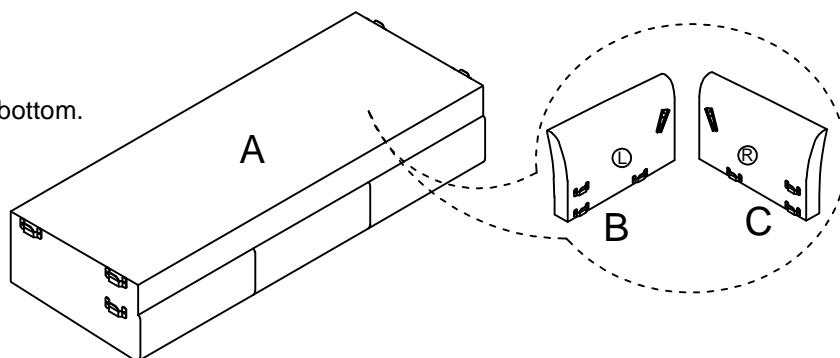
ASSEMBLY INSTRUCTION

ITEM NO: 194S9519BUE/GRY/CHC-3
Sofa

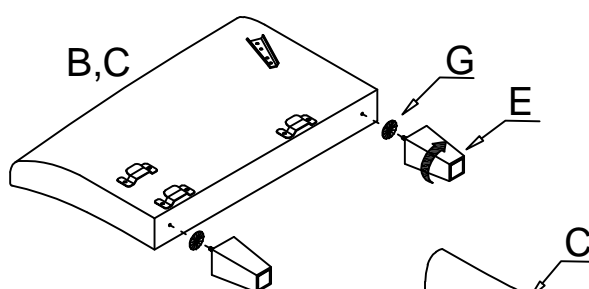
NO.	PARTS LIST	QTY	DESCRIPTION	NO.	PARTS LIST	QTY	DESCRIPTION
A		1	Seat Frame	F		1	Back Rail
B		1	LSF Armrest	G		4	Washer
C		1	RSF Armrest	H		4	Allen Bolt ØM6*20
D		1	Back Rest	I		1	Allen Key Ø1/4"*M4
E		4	Plastic Leg				

STEP 1 :

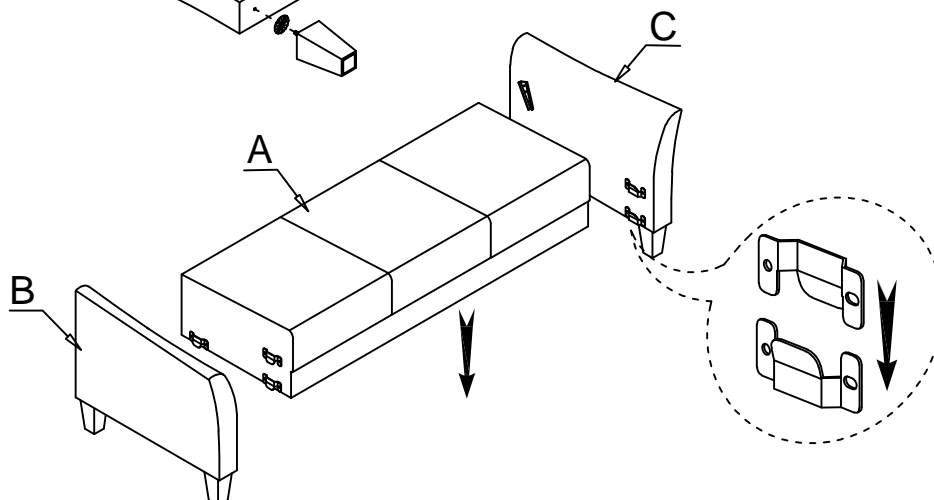
Take out LSF/RSF Armrest (B,C) from the bottom.



STEP 2 :



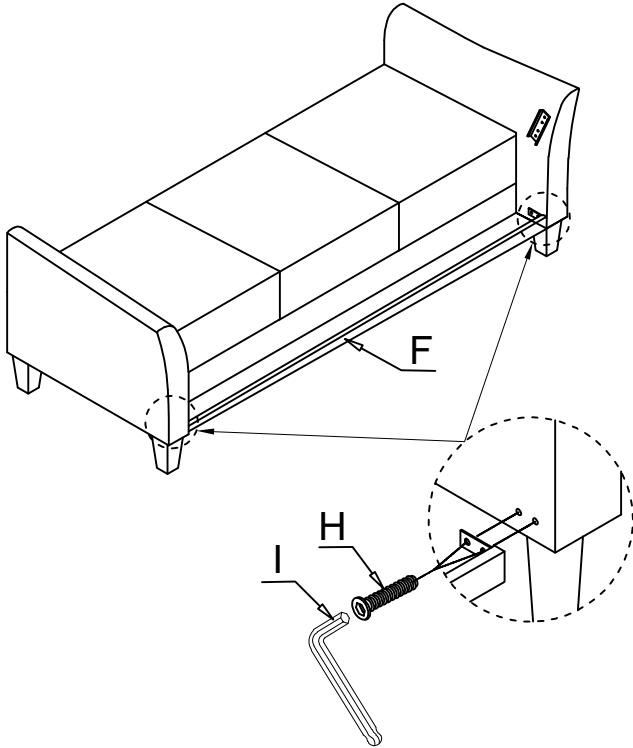
STEP 3 :



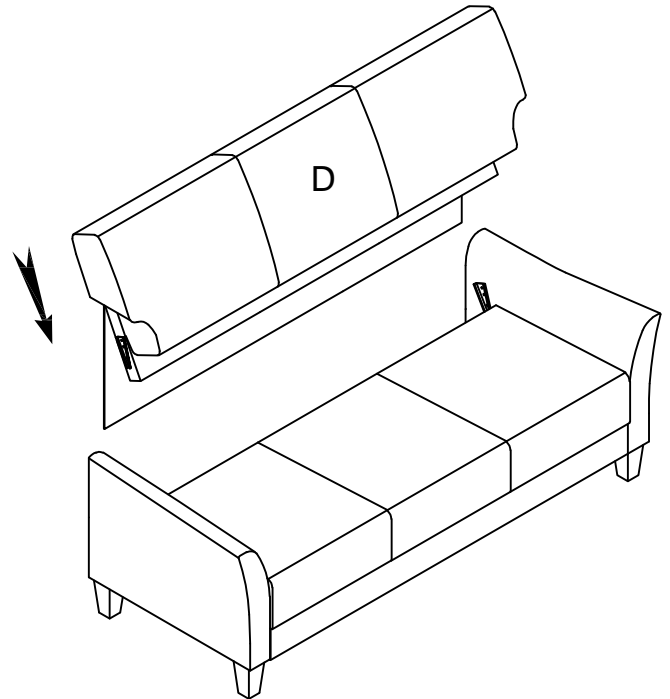
ASSEMBLY INSTRUCTION

ITEM NO: 194S9519BUE/GRY/CHC-3
Sofa

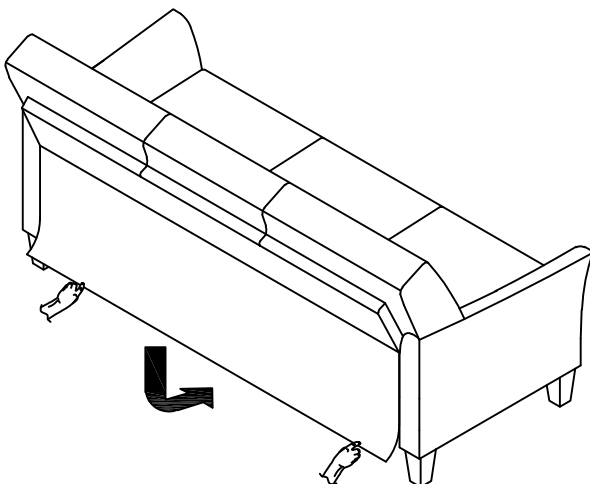
STEP 4 :




STEP 5 :



STEP 6 :



STEP 7 (Completed) :



CARE INSTRUCTION FOR FABRIC FURNITURE

In order to maintain the original appearance of your fabric furniture, please follow below simple care procedures.

°Avoid exposing furniture directly to sunlight or heating and air conditioning outlets. Exposure to sunlight or heating and air conditioning outlets will fade/damage fabric.

°Wipe gently with a damp soft cloth to remove dust, dirt and any grime build up.