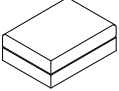






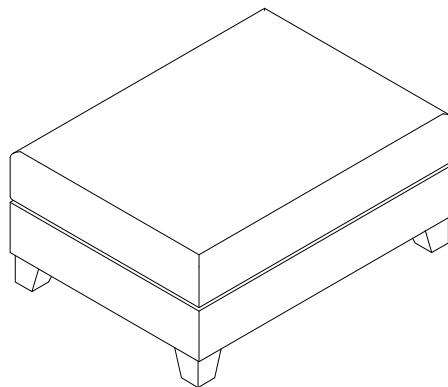
ASSEMBLY INSTRUCTION

ITEM NO: 194S9490BE - 4
OTTOMAN

LEGS AND HARDWARE ARE STORED IN THE BOTTOM OF THE SEAT, PLEASE TAKE OUT FOR ASSEMBLY.

NO.	PARTS LIST	QTY	DESCRIPTION
A		1	OTTOMAN

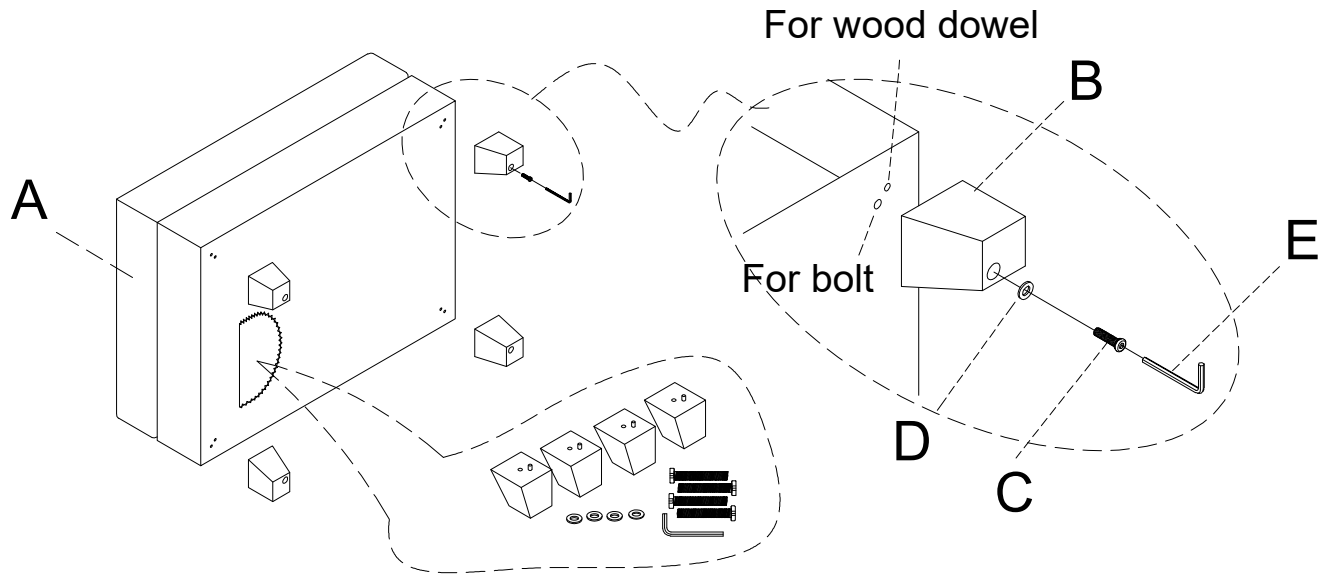
NO.	PARTS LIST	QTY	DESCRIPTION
B	 3-3/4" * 3-3/4" * 3-3/4"	4	WOODEN LEG
C	 M8*80MM	4	ALLEN BOLT
D	 Φ8.5*16*1.5MM	4	FLAT WASHER
E	 M5*100*38MM	1	ALLEN KEY



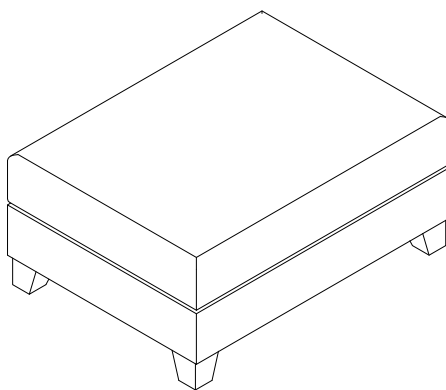
ASSEMBLY INSTRUCTION

ITEM NO: 194S9490BE - 4
OTTOMAN

STEP # 1



STEP 2 (Completed) :



CARE INSTRUCTION FOR FABRIC FURNITURE

In order to maintain the original appearance of your fabric furniture, please follow below simple care procedures.

°Avoid exposing furniture directly to sunlight or heating and air conditioning outlets. Exposure to sunlight or heating and air conditioning outlets will fade/damage fabric.

°Wipe gently with a damp soft cloth to remove dust, dirt and any grime build up.