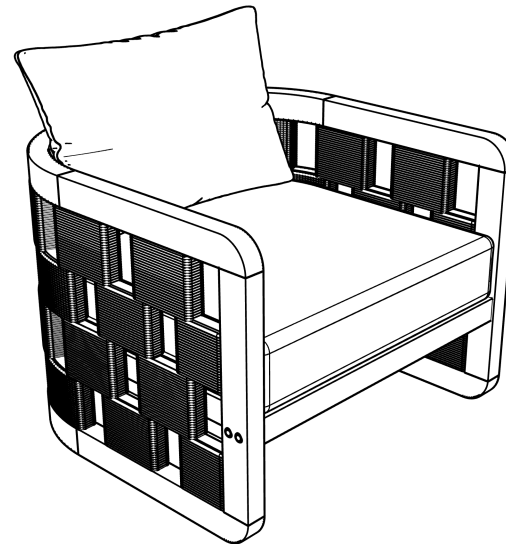


SKIPPER TEAK AND HYACINTH PATIO CHAIR

DESIGN # CPT2010A

Assembly Instructions



Need help?

Feel free to contact us via email or call
if you have any specific questions!

contact us:

cs@safavieh.com

866-422-9070

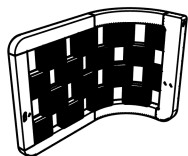
SAFAVIEH
C O U T U R E

Thanks For bringing Safavieh Couture Into your home

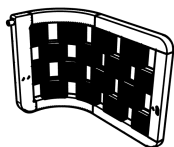
Every thing we make is incredibly simple to set up, including your new chair. you won't need any additional tools.

Parts List

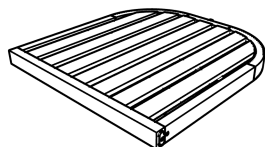
A X 1
SIDE PANEL (LEFT)



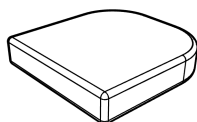
B X 1
SIDE PANEL (RIGHT)




C X 1
SEAT PANEL



D X 1
SEAT CUSHION



E X 1
BACK CUSHION



Hardware List

HW1 X 8
JCBC BOLT M6 X 50



HW2 X 1
ALLEN KEY

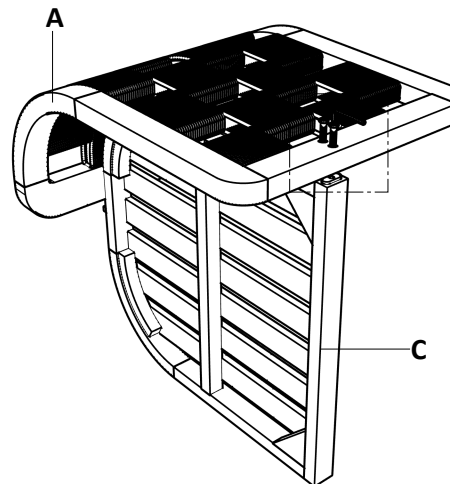


HW3 X 8
BOLT CAP

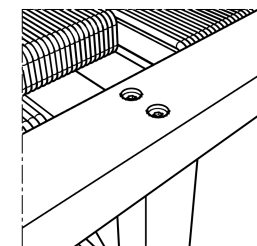
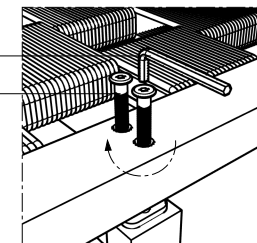


1

Align the screw holes on the left side panel (A) to the screw holes on the seat panel (C). Use the Allen Key (HW2) to screw in 2 of the bolts (HW1) near the front of the seat panel (C). Do not fully tighten.

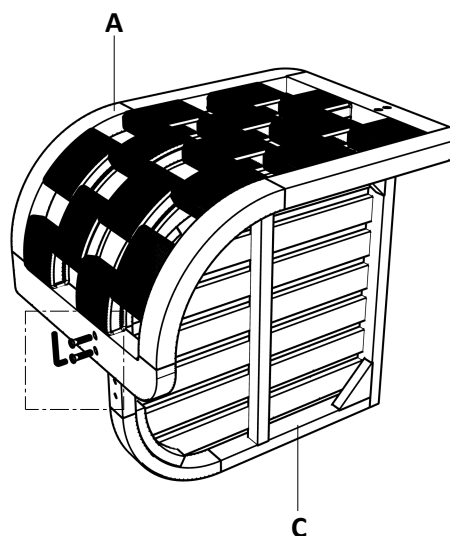


HW2
HW1

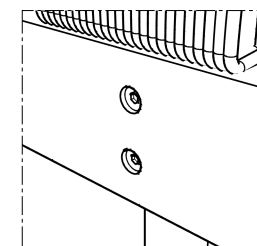
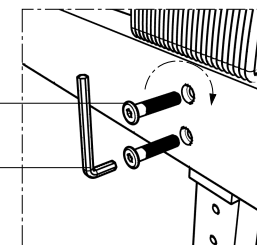


2

Use the Allen Key (HW2) to screw in 2 of the bolts (HW1) on the back of the seat panel (C) as shown. Do not fully tighten.

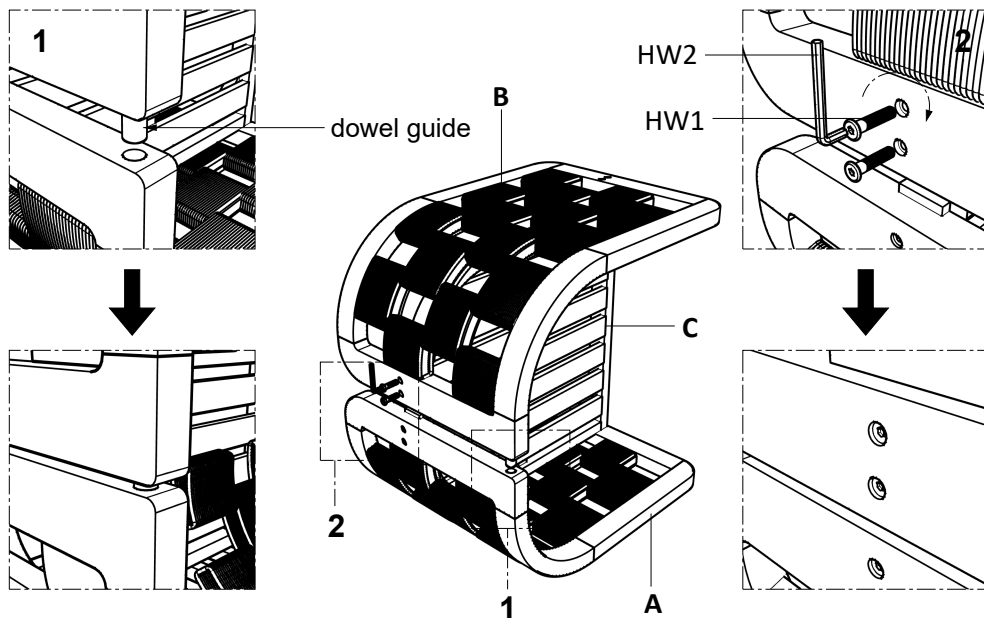


HW1
HW2

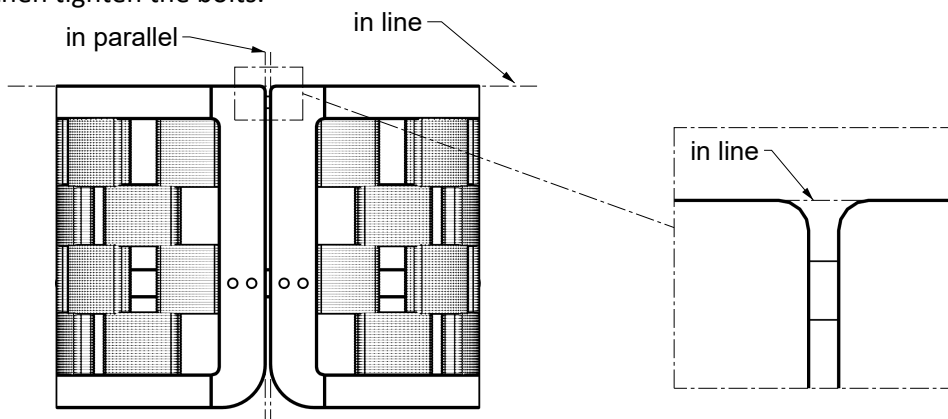


3

Align the screw holes on the right side panel (B) to the screw holes on the seat panel (C) and insert the dowel guide on the right side panel (B) into the dowel hole on the left side panel (A). Use the Allen Key (HW2) to screw in 2 of the bolts (HW1) on the back seat panel (C) as shown. Do not fully tighten.



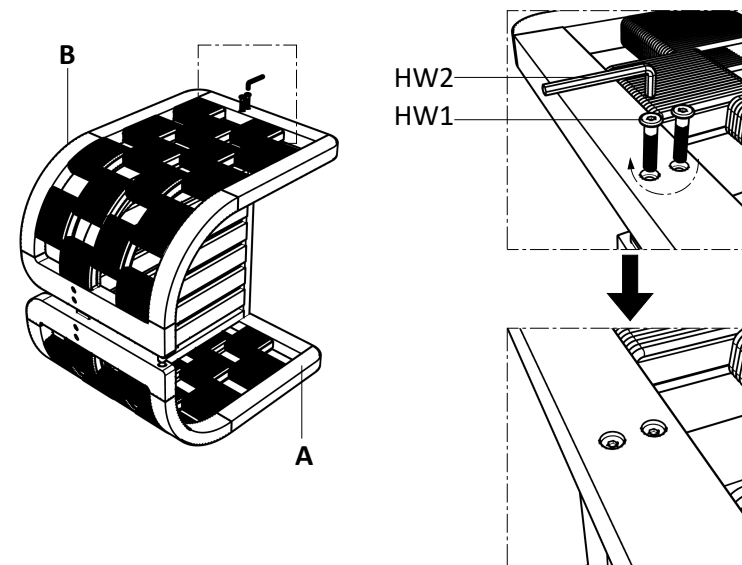
Before tightening the bolts, the 2 side panels must be in line with each other. Once they are in line, then tighten the bolts.



BACK VIEW

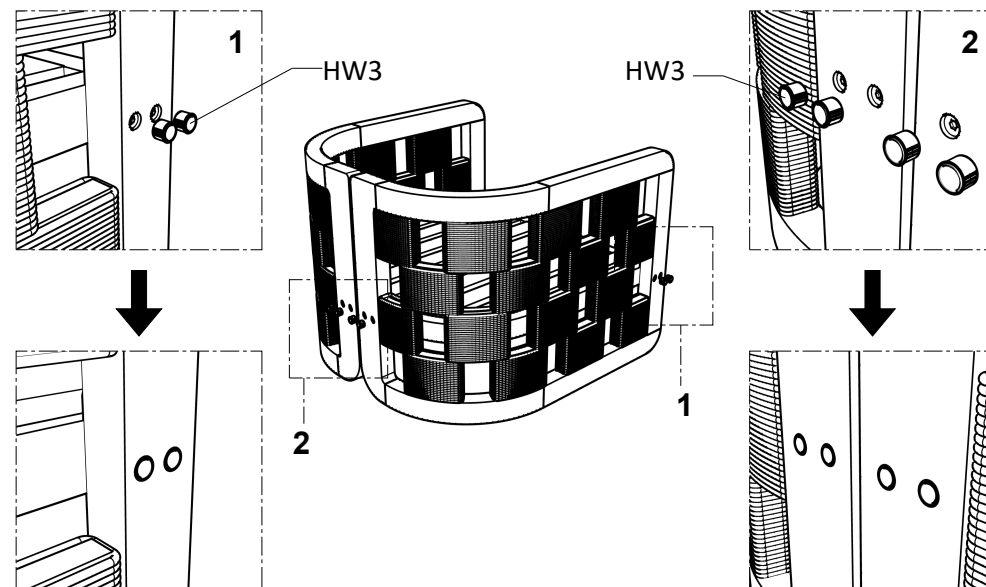
4

Use the Allen Key (HW2) to screw in 2 of the bolts (HW1) on the back of the seat panel (C) as shown. Fully tighten all the bolts.



5

Cover the bolts with the bolt caps (HW3).



Place the patio chair in the place where you will use it. We'd love to see it – just tag us (we're @safavieh) and use the hashtag #safavieh on Instagram!

@safavieh

