

## NOTICE

- \* Please make sure that you have all parts indicated and they are in good condition before you begin assembly of this item. Refer to part list and hardware list below for guidance.
- \* This item should be assembled on a soft surface to prevent scratching the finish during assembly.
- \* This item may require periodic tightening.
- \* If you are having difficulty, our friendly Customer Care team is always here to help. Please email [customersupport@safavieh.com](mailto:customersupport@safavieh.com)

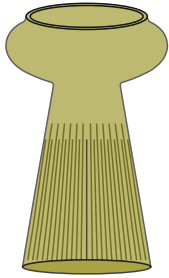
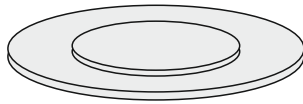
## PREPARATION

- \* Before beginning assembly of product, make sure all parts are present. Compare parts with part contents list and hardware contents list.
- \* If any part is missing or damaged, do not attempt to assemble the product.
- \* Estimated Assembly Time: 10 minutes.

## CARE AND MAINTENANCE

Blot up spills immediately, use coasters on table tops under beverages. Use trivets or mats under hot dishes or cookware. Clean with warm water and dry surface immediately after cleaning. Do not use cleaners that contain acid such as bathroom cleaners, grout cleaner, and tile cleaners. Do not use abrasive cleaners in either dry or liquid forms. Use a cleaner and polish formulated for marble surfaces. Dust with a soft, dry cloth. Do not use abrasive cleaner. To clean mirror, spray a small amount of glass cleaner onto a lint-free cloth and wipe mirror clean.

Part List and Hardware List

| PIECE | DESCRIPTION | PICTURE   | QUANTITY |
|-------|-------------|---|----------|
| A     | GLASS BASE  |  | 1X       |
| B     | TOP         |  | 1X       |

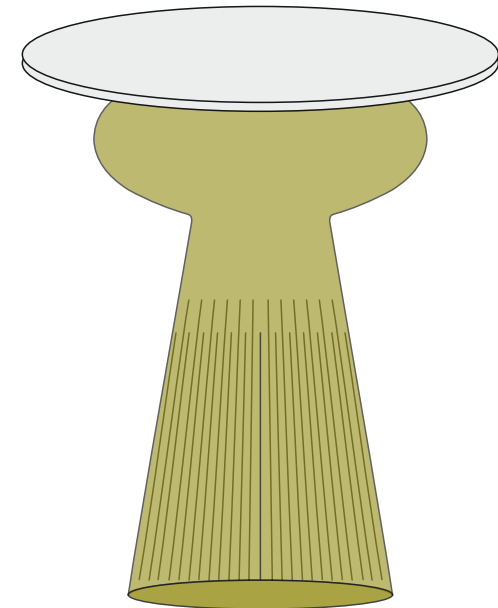


# SAFAVIEH

## FURNITURE

ITEM ID ACC3219

PRODUCT DIMENSION 18.00"W X 18.00"D X 23.00"H



**WARNING**

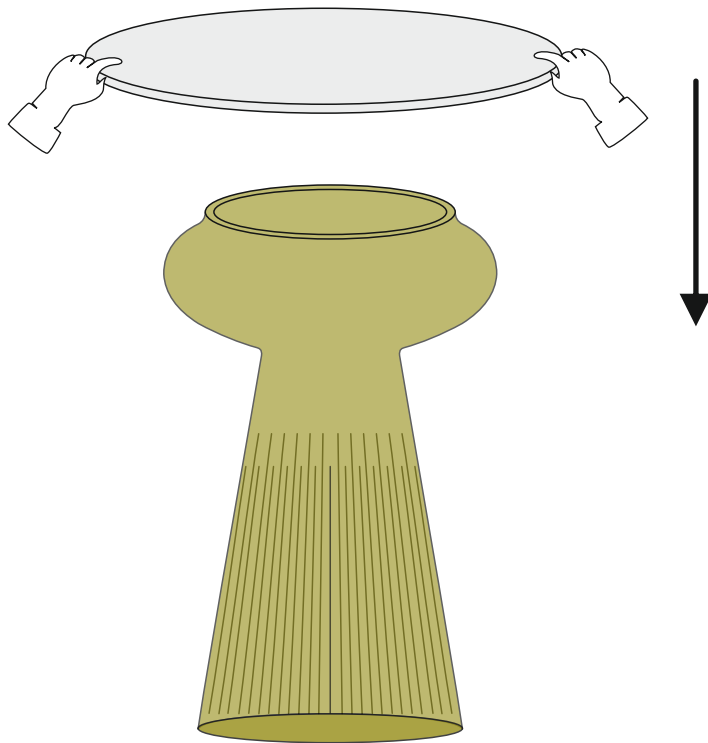
Weight Capacity - 12LBS.

Warning : Do not stand on table.

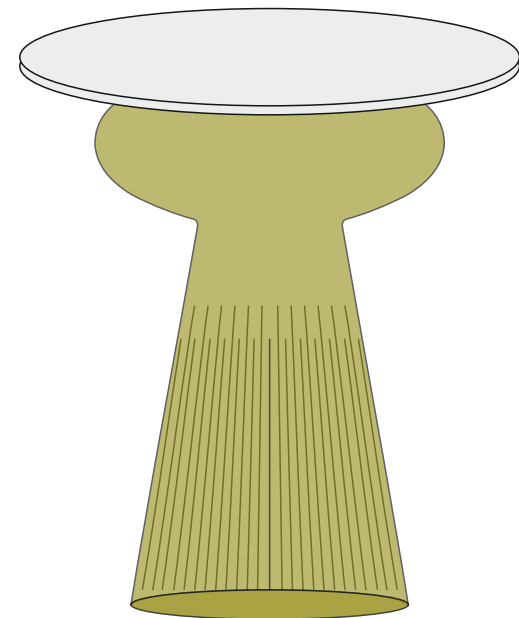
Warning : Do not over torque bolts.

## PREPARATION

- \* Before beginning assembly of product, make sure all parts are present. Compare parts with part contents list and hardware contents list.
- \* If any part is missing or damaged, do not attempt to assemble the product.
- \* Estimated Assembly Time: 10 minutes.
- \* If you are having difficulty, our friendly Customer Care team is always here to help. Please email [customersupport@safavieh.com](mailto:customersupport@safavieh.com)



**Step1 :** Place and align the Marble Top (B) on the Glass Base (A).



**Step2 :** The Product is ready to use.