

# DREAMS

IDEA

Instruction Manual



DREAMS/IDEA

NO.CS0016-OTTOMAN

# ABOUT US

*D*REAMSIDEA IS A ONE-STOP HOME

FURNISHING AND SERVICE COMPANY BASED IN USA.

WE ARE DEDICATED TO BRINGING YOUR DREAM HOME TO LIFE.

OUR SERVICES COVER FROM DESIGN, PRODUCTION,

DIRECT SELL, STORAGE, AND TRANSPORTATION.

IF REALITY IS THE NEAR SHORE

AND IDEALISM THE FAR SHORE,

*D*REAMSIDEA

AS THE FERRY BETWEEN THEM,

EAGER TO ACCOMPANY YOU ON A JOURNEY

TO YOUR IDEAL HOME.

ITEM NO.CS0016-Ottoman

# WARRANTY

We strive to offer high quality product and we also try our best to satisfy each customer that order from us, no matter on products or services as needed. Each customer receives a record of their order, such as the order number or item receipt. For any items that are out of warranty period, you may still be able to purchase the replacement parts from our company if they are available.

Are you having difficulty  
with assembly? Missing parts?

Please contact us : [info@firstopintl.com](mailto:info@firstopintl.com)

Tel: (562)-781-3327

send an email with your order No. to us

For return, please check the return policy with  
the retailer or platforms you bought from.

Appreciate your purchasing from us.

Pop up your life by our furniture !

# MAINTAINANCE AND WARNING

Please read the manual thoroughly  
before you start installing.

Please keep the product away from  
sharp object.

Packaging and small parts may have  
chocking hazard, please keep them away  
from children and pets.

Please clean the product according to each  
clean code, check the product description  
for more information.

Please keep the product away from  
fire.

If you have any other questions, please  
contact us, we will be glad to help you out.

If the product is placed under direct  
sunlight, the pattern or color might fade  
away overtime.

Check the product periodically to make  
sure everything is secured and tightened.

Always use proper tools for installation.

Do not jump on the product.



Around 5 min



# PRDOUCT DESCRIPTION

Fully foam-compressed construction ensures superior softness, resilience, and long-lasting support, maintaining shape even after extended use.

Premium chenille fabric upholstery provides a soft, inviting texture and visually refined appearance, enhancing any modern interior.

Cushion features foam sponge filling with an integrated spring pack and pillow-top layer, delivering plush comfort and bounce.

Non-slip base pads with Velcro-backed edges enable secure attachment to other modular components, supporting versatile configurations.

Functions as an extra seat or footrest, offering flexibility and ergonomic comfort for multiple living space arrangements.

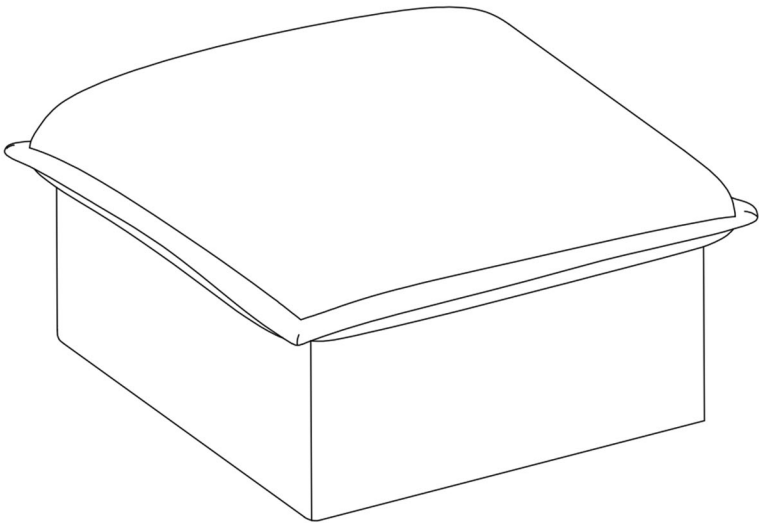
Dream



House

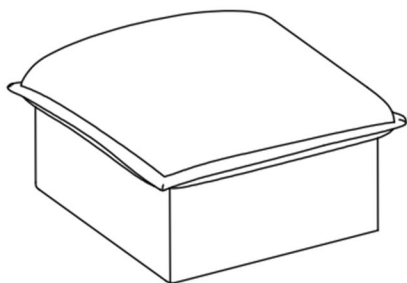


# EXPLODED VIEW



# PARTS

A\*1



Ottoman

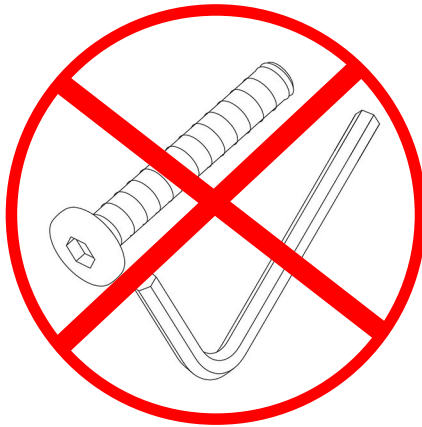
I\*1



The connecting stripes

# HARDWARE

## TOOL LIST



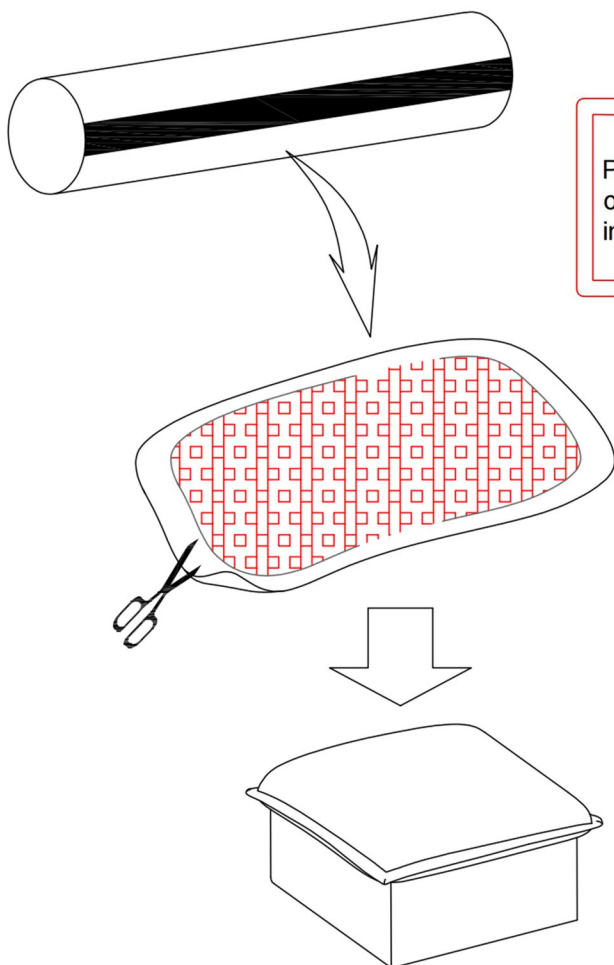
Please be aware:

This chair does not come with extra accessories fittings (such as bolts, washers etc.)

# step 1

Take out the roll of compressed product from the box.

Cut open the compression bag along the paper strip on the roll bag. Remove the sofa and let them rest to recover their shape. Full recovery may take up to **72** hours, but you can gently slap the sofa to speed up the process.

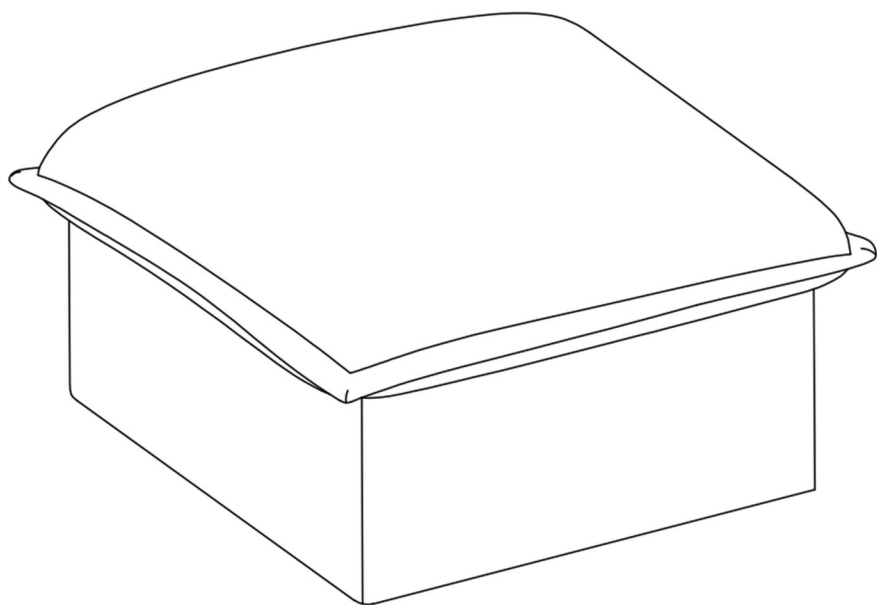


Please exercise caution when opening the packaging to avoid injury or damage to the product.

# step 2

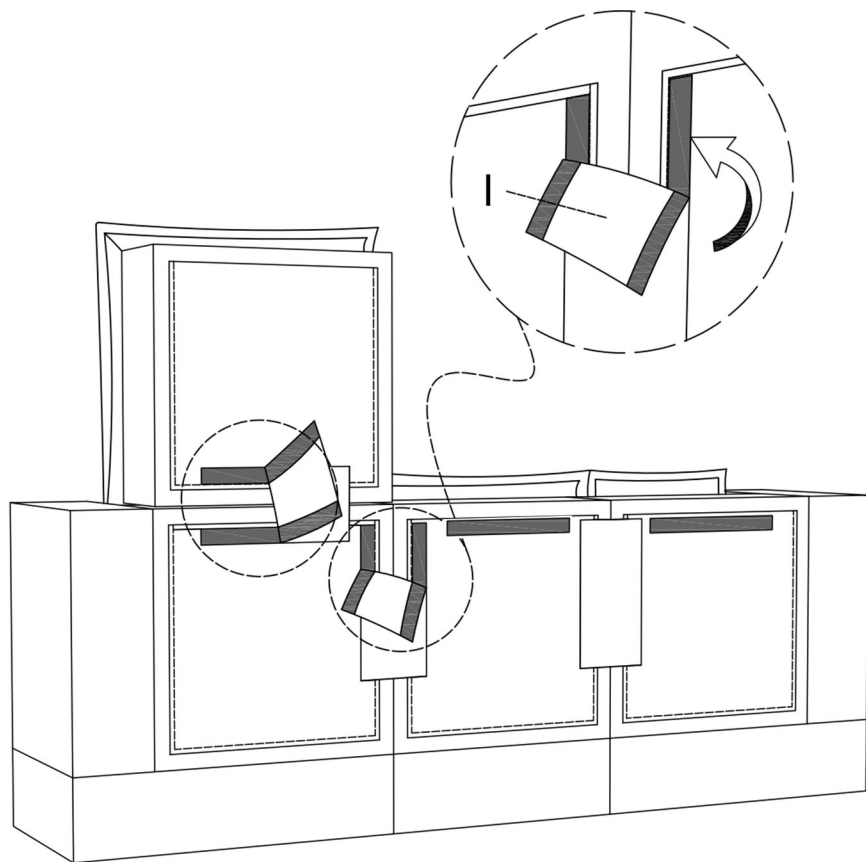
Clean up the mess and start enjoying it. congratulation! you have completed the assembly, now it's all yours.

Thank you for reading!



# step 3

Each carton includes a piece of felt fabric. Attach it to the Velcro strips at the bottom of the sofa to connect the individual modules together. If you are using a single sofa module and do not need to combine multiple pieces, this felt fabric is not required.





ASSEMBLY INSTRUCTIONS

Tel.(562)-781-3327

Please contact us:info@firstopintl.com

<https://www.dreamsidea.com>