

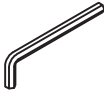





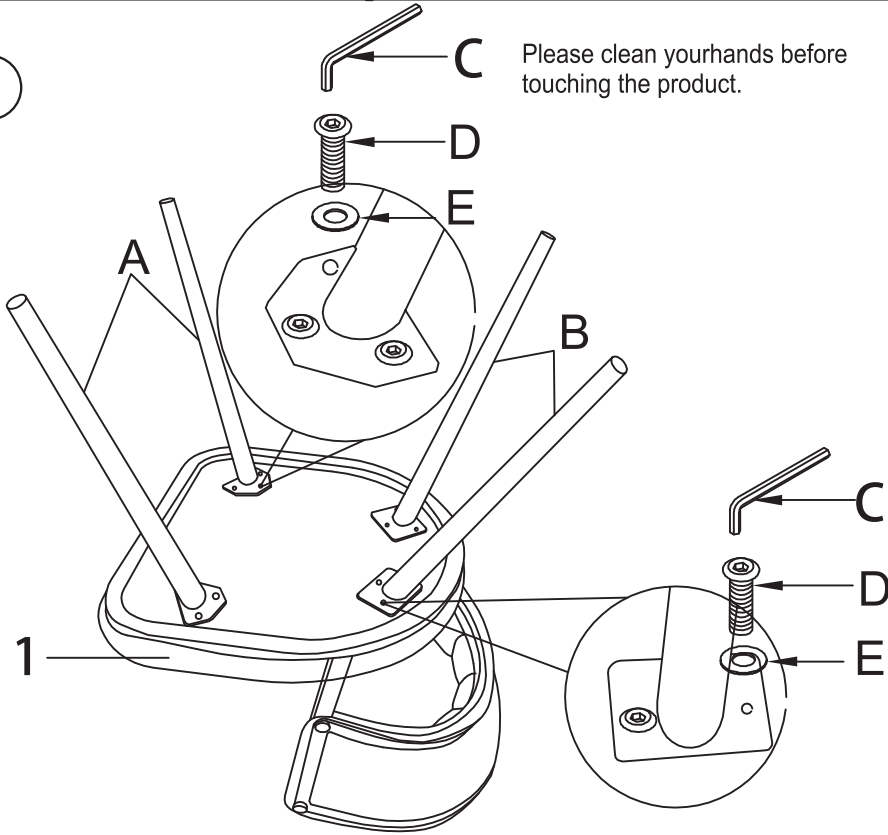
ASSEMBLY INSTRUCTION

Hardware

D	E	C	1	B	A
 M6x23	 6x18x1.5	 M5			
X12	X12	X1	X1	X2	X2

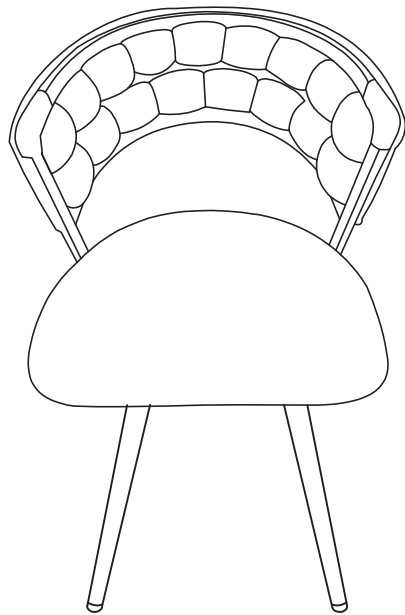
Assemble Step

1



Please clean your hands before touching the product.

2



Leveling bolt

【Kindly Remember】

If the products you receive in this package are not all of the items you purchased, please be patient. The rest of the products will be delivered by other packages.

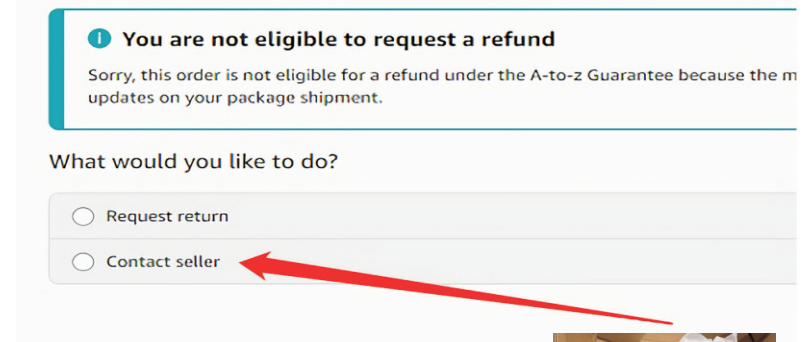

If you would like to know where the rest of the package has arrived, please contact us through Amazon. We will get back to you within 12 hours.



You can contact us in the following ways:

1. Find your order in the list and Select **【Problem with order】**.

2. Choose your topic from list displayed and Select **【Contact seller】**.



3. We will get back to you immediately as soon as we receive your message.

Assembly screw position.

