

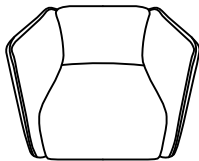

# ASSEMBLY INSTRUCTION

ITEM NO: 194S1235GY-1

## SWIVEL CHAIR WITH LUMBAR PILLOW

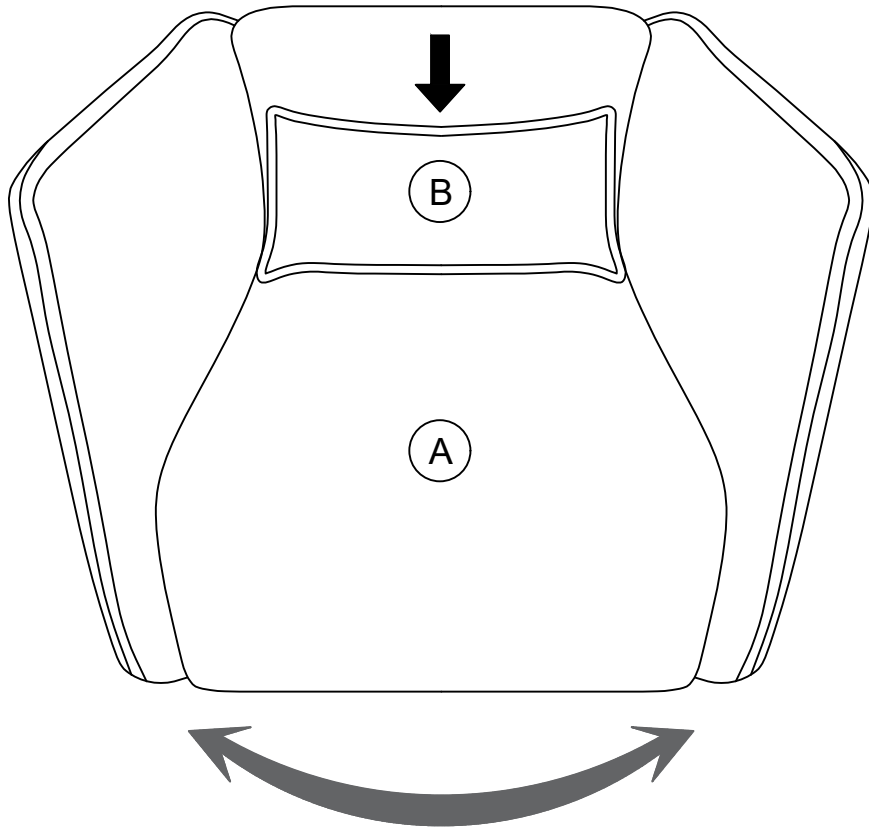
**NOTE: Do not use power tools for assembly. Power tools increase the risk of over tightening which leads to splitting or cracking the wood.**

### COMPONENT LIST (CHAIR)

NO.	DRAWING	QTY	DESCRIPTION
A		1	SEAT
B		1	LUMBAR PILLOW 20"x9"xH4-4.5"

## STEP# 1

Put the Lumbar Pillow (B) to the Seat (A).



### Care Instruction for Gray Jacquard Furniture.

In order to maintain the original appearance of your Gray Jacquard furniture, please follow below simple care procedures:

- Avoid exposing furniture directly to sunlight or heating and air conditioning outlets. Sunlight and/or exposure to heating and air conditioning outlets will fade/damage Gray Jacquard.
- Do not place your Gray Jacquard furniture too close to windows, radiators, or vents. Vacuum or wipe with a soft brush to remove dust.
- Hardware may loosen over time. Periodically check to make sure all connections are tight, Re-tighten if necessary.



**For items use on wooden floor, hard surfaces or carpets, it is recommended to install protective pads under all legs and supports to avoid/prevent from damages/scratches and discoloration.**