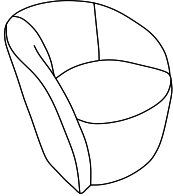


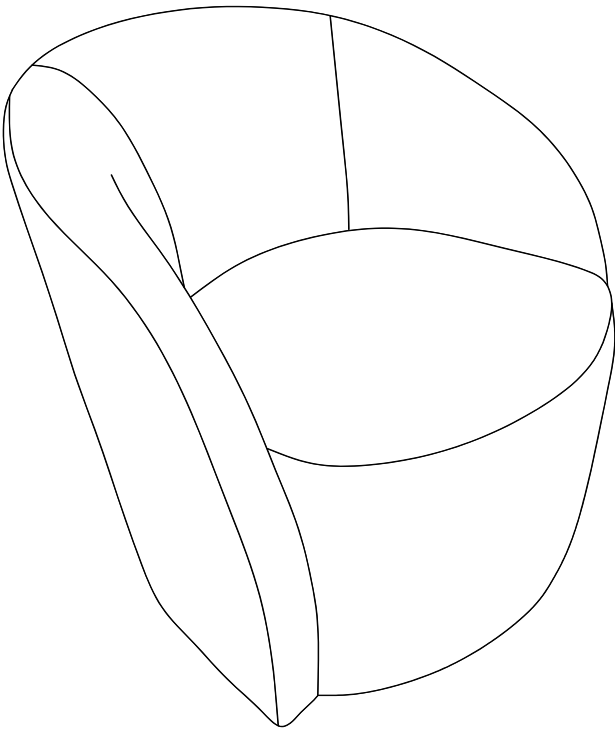
# ASSEMBLY INSTRUCTION

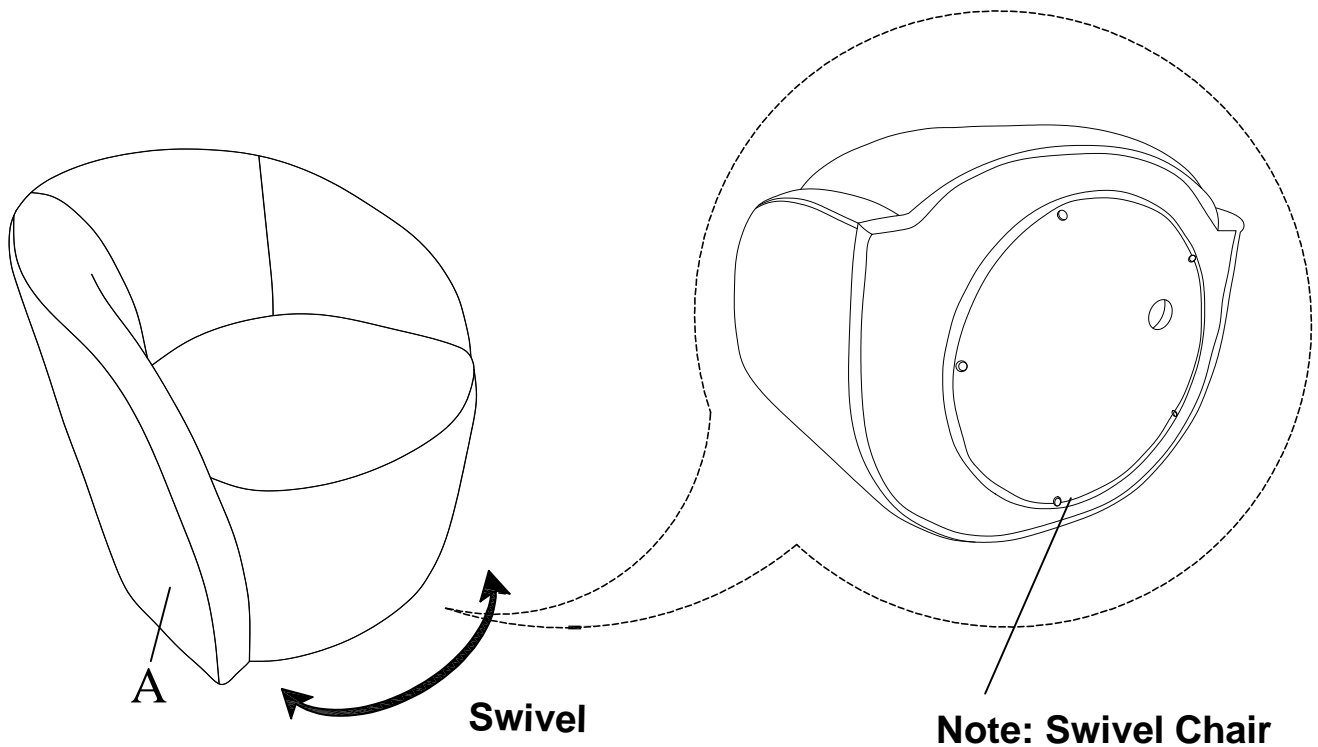
ITEM NO: 194S1014BU/LG-1  
SWIVEL CHAIR

**NOTE: Do not use power tools for assembly. Power tools increase the risk of over tightening which leads to splitting or cracking the wood.**

## COMPONENT LIST

NO.	DRAWING	QTY	DESCRIPTION
A		1	CHAIR





### **Care Instruction for Boucle Furniture.**

In order to maintain the original appearance of your boucle furniture, please follow below simple care procedures:

- Avoid exposing furniture directly to sunlight or heating and air conditioning outlets. Sunlight and/or exposure to heating and air conditioning outlets will fade/damage boucle.
- Do not place your Boucle furniture too close to windows, radiators, or vents.
- Vacuum or wipe with a soft brush to remove dust.
- Hardware may loosen over time. Periodically check to make sure all connections are tight, Re-tighten if necessary.



**For items use on wooden floor, hard surfaces or carpets, it is recommended to install protective pads under all legs and supports to avoid/prevent from damages/scratches and discoloration.**