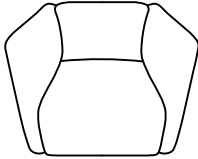



ASSEMBLY INSTRUCTION

ITEM NO: 194S1055-1

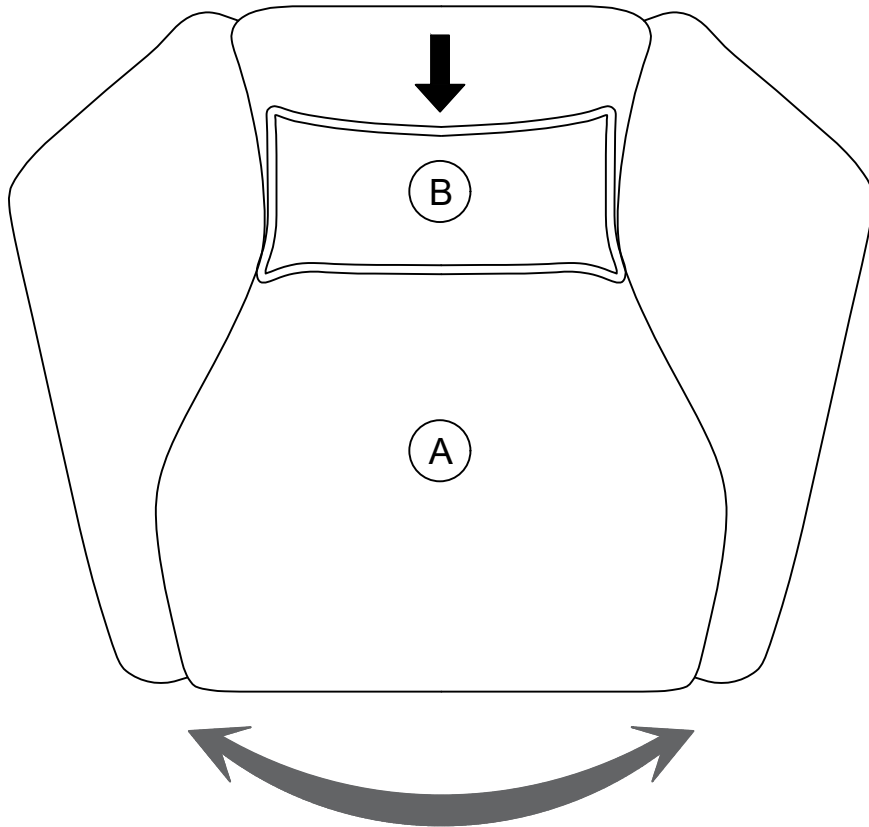
SWIVEL CHAIR WITH LUMBAR PILLOW

NOTE: Do not use power tools for assembly. Power tools increase the risk of over tightening which leads to splitting or cracking the wood.
COMPONENT LIST (CHAIR)

NO.	DRAWING	QTY	DESCRIPTION
A		1	SEAT
B		1	LUMBAR PILLOW 20"x9"xH4-4.5"

STEP# 1

Put the Lumbar Pillow (B) to the Seat (A).



Care Instruction for Jacquard Fabric Furniture.

In order to maintain the original appearance of your Jacquard fabric furniture, please follow below simple care procedures:

- Avoid exposing furniture directly to sunlight or heating and air conditioning outlets. Sunlight and/or exposure to heating and air conditioning outlets will fade/damage Jacquard fabric.
- Do not place your Jacquard fabric furniture too close to windows, radiators, or vents.
- Vacuum or wipe with a soft brush to remove dust.
- Hardware may loosen over time. Periodically check to make sure all connections are tight, Re-tighten if necessary.



For items use on wooden floor, hard surfaces or carpets, it is recommended to install protective pads under all legs and supports to avoid/prevent from damages/scratches and discoloration.