



# *ASSEMBLY INSTRUCTION*

## *COASTER FINE FURNITURE*



*Fine Furniture for every stage of life*

**511072 (B1&B2)**  
***Loveseat***

# ITEM : 511072 (B1&B2)



## ASSEMBLY INSTRUCTION

### ASSEMBLY TIPS :

1. Remove hardware from box and sort by size.
2. Please check to see that all hardware and parts are present prior to start of assembly.
3. Please follow attached instructions in the same sequence as numbered to assure fast & easy assembly.



### WARNING :

1. Don't attempt to repair or modify parts that are broken or defective. Please contact the store immediately
2. This product is for home use only and not intended for commercial establishments.



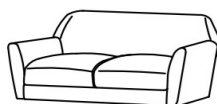
ASSEMBLY TIME

15 MINUTES

## PARTS IDENTIFICATION

### B1 (BOX 1)

A SOFA



1PC

B RAIL



2PCS

### B2 (BOX 2)

C LEG FRAME



2PCS

# ITEM : 511072 (B1&B2)



## ASSEMBLY INSTRUCTION

### ASSEMBLY TIPS :

1. Remove hardware from box and sort by size.
2. Please check to see that all hardware and parts are present prior to start of assembly.
3. Please follow attached instructions in the same sequence as numbered to assure fast & easy assembly.










### WARNING :

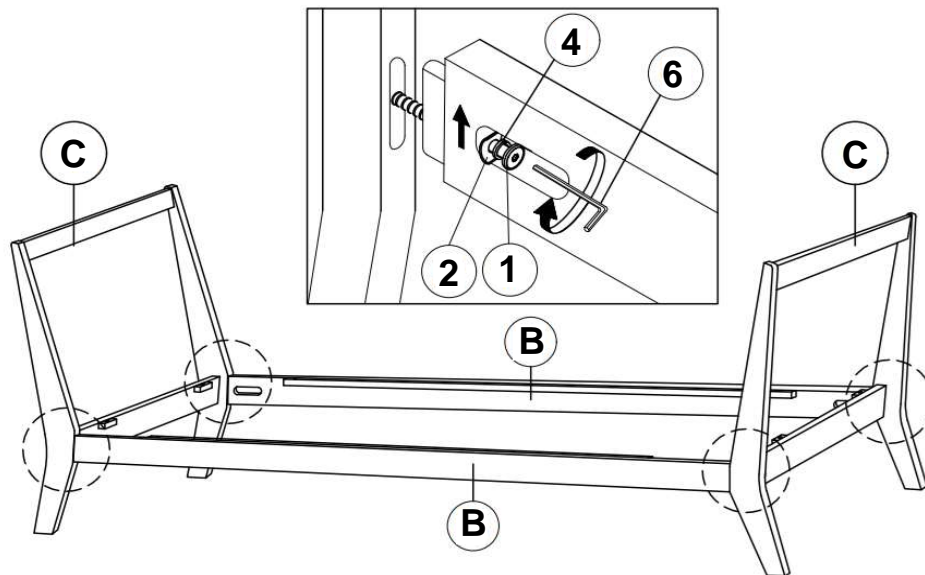
1. Don't attempt to repair or modify parts that are broken or defective. Please contact the store immediately
2. This product is for home use only and not intended for commercial establishments.

## HARDWARE IDENTIFICATION

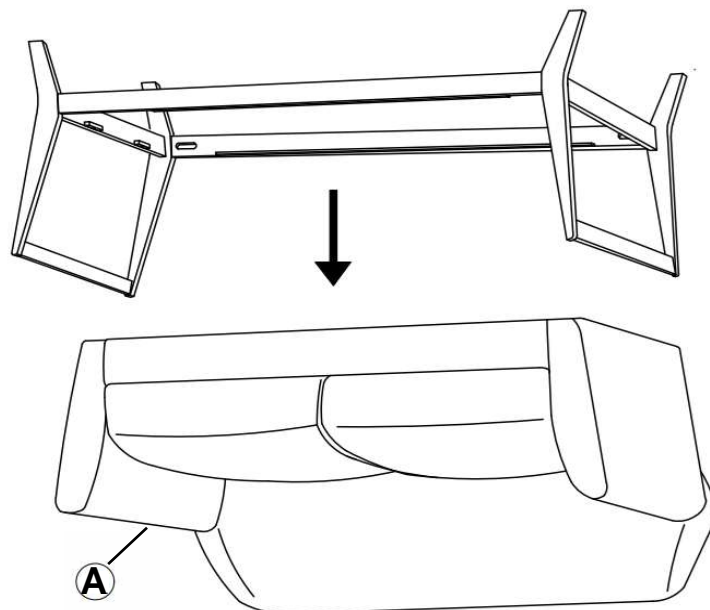
### Z-B1 (BOX 1) - HARDWARE PACKED IS LOCATED IN 511072(B1)

1	<b>LONG BOLT</b> (M6 x 80mm - BLK)		4PCS
2	<b>U-WASHER</b> (15 x 18 x 2mm - RBW)		4PCS
3	<b>SHORT BOLT</b> (M6 x 50mm - BLK)		8PCS
4	<b>LOCK WASHER</b> (1/4mm - BLK)		12PCS
5	<b>BIG FLAT WASHER</b> (2mm - BLK)		8PCS
6	<b>ALLEN WRENCH</b> (M4 x 95mm - BLK)		1PC
7	<b>SMALL FLAT WASHER</b> (1/4mm - BLK)		1PC

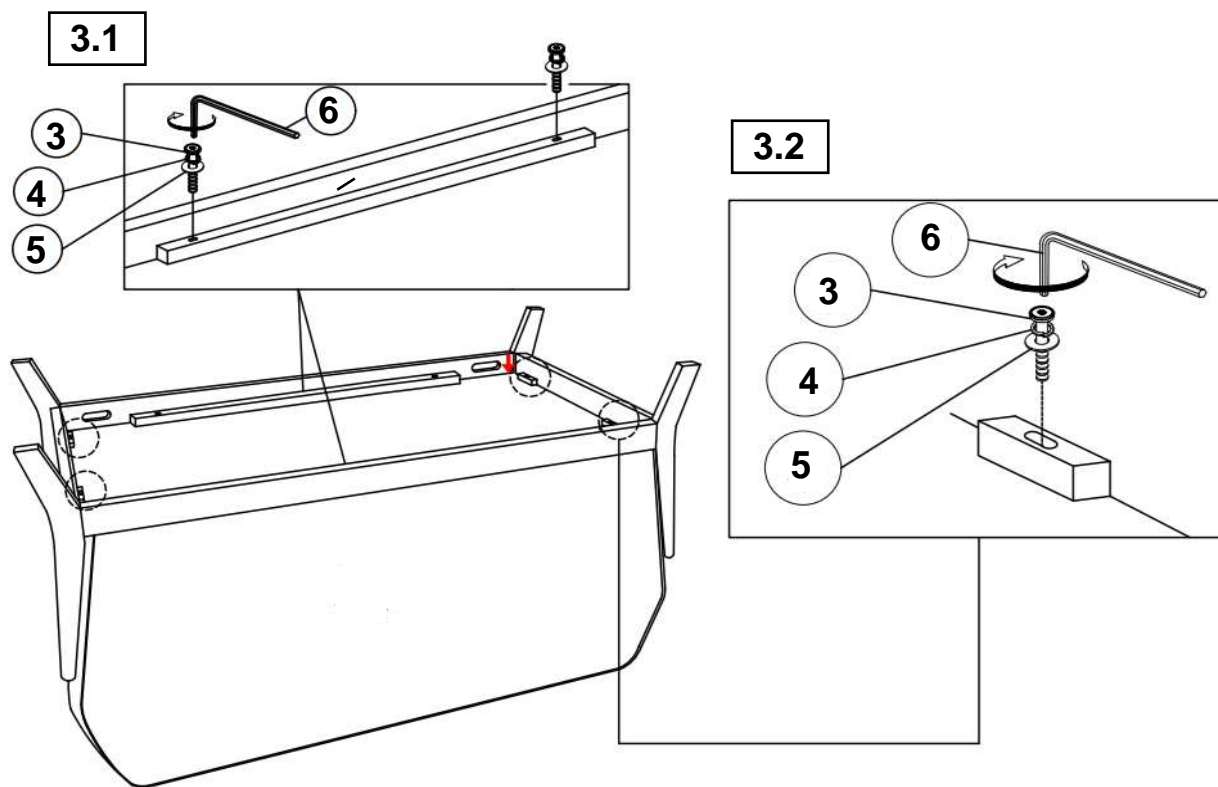
ITEM : **511072 (B1&B2)**  
**ASSEMBLY INSTRUCTION**  
**STEP 1**




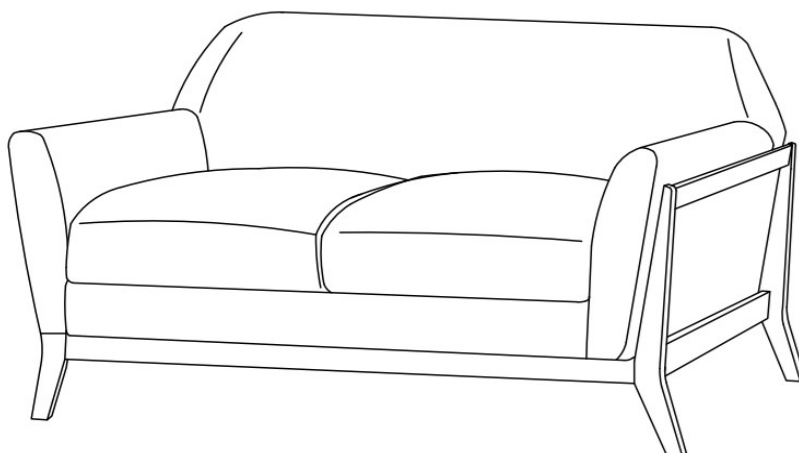
**STEP 2**



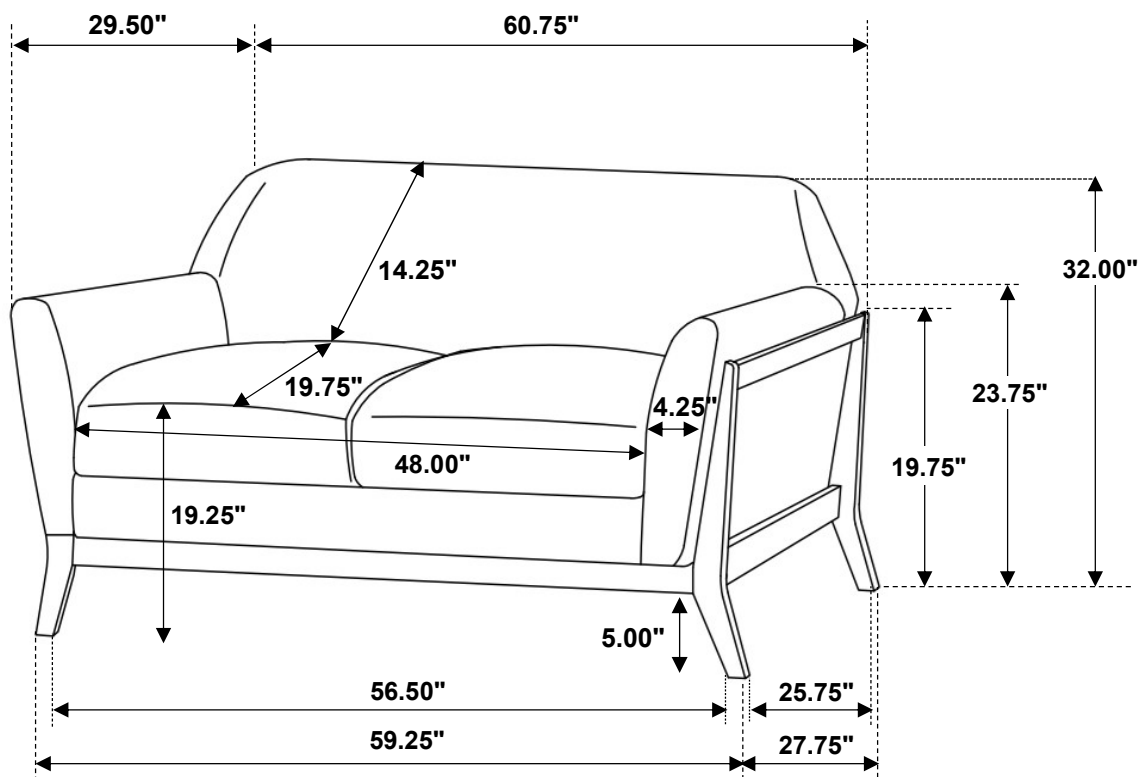
ITEM : **511072 (B1&B2)**  
**ASSEMBLY INSTRUCTION**  
**STEP 3**



**STEP 4**  
**COMPLETE**



ITEM : **511072 (B1&B2)**



Note: Dimension tolerance  $\pm 5\%$