



ASSEMBLY INSTRUCTIONS

COASTER FINE FURNITURE



Fine Furniture for every stage of life

509343
Accent Chair

ITEM:509343



ASSEMBLY INSTRUCTIONS

ASSEMBLY TIPS:

1. Remove hardware from box and sort by size.
2. Please check to see that all hardware and parts are present prior to start of assembly.
3. Please follow attached instructions in the same sequence as numbered to assure fast & easy assembly.



WARNING!

1. Don't attempt to repair or modify parts that are broken or defective. Please contact the store immediately.
2. This product is for home use only and not intended for commercial establishments.

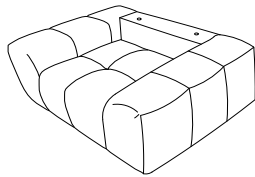


ASSEMBLY TIME

10 MINUTES

PARTS IDENTIFICATION

A CHAIR SEAT




1PC

B PILLOW



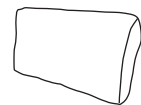
1PC

C BACKREST



PC

D BACK CUSHION



1PC

E LEG



4PCS

HARDWARE IDENTIFICATION

1 BOLT
(5/16" X 70mm - RBW)



8PCS

2 LOCK WASHER
(5/16" X 12mm - RBW)



8PCS

3 FLAT WASHER
(5/16" X 16mm - RBW)



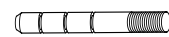
8PCS

5 ALLEN WRENCH
(M4 - RBW)



1PC

6 HEADREST CONNECTOR



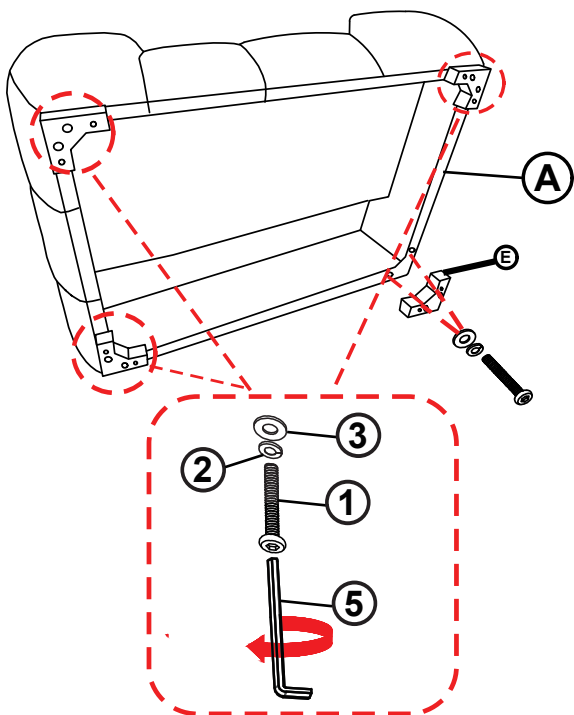
2PCS

ITEM: **509343**

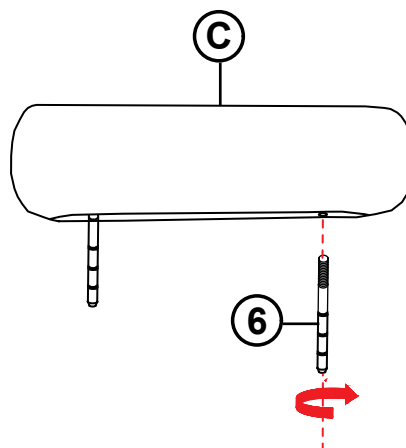
ASSEMBLY INSTRUCTIONS



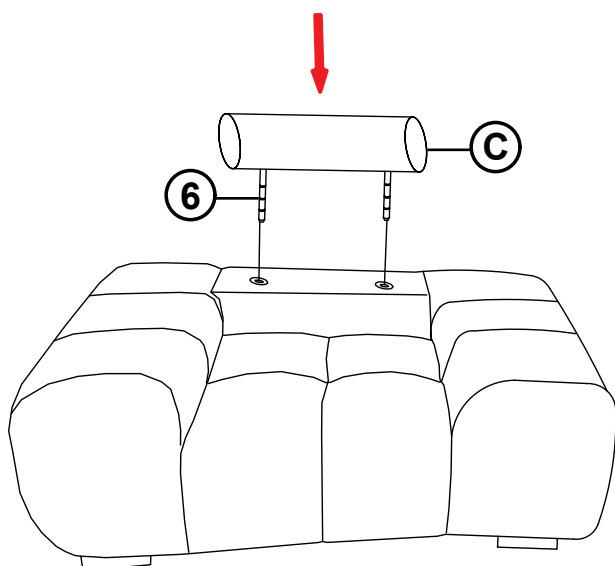
STEP 1



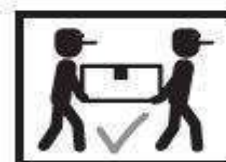

STEP 2



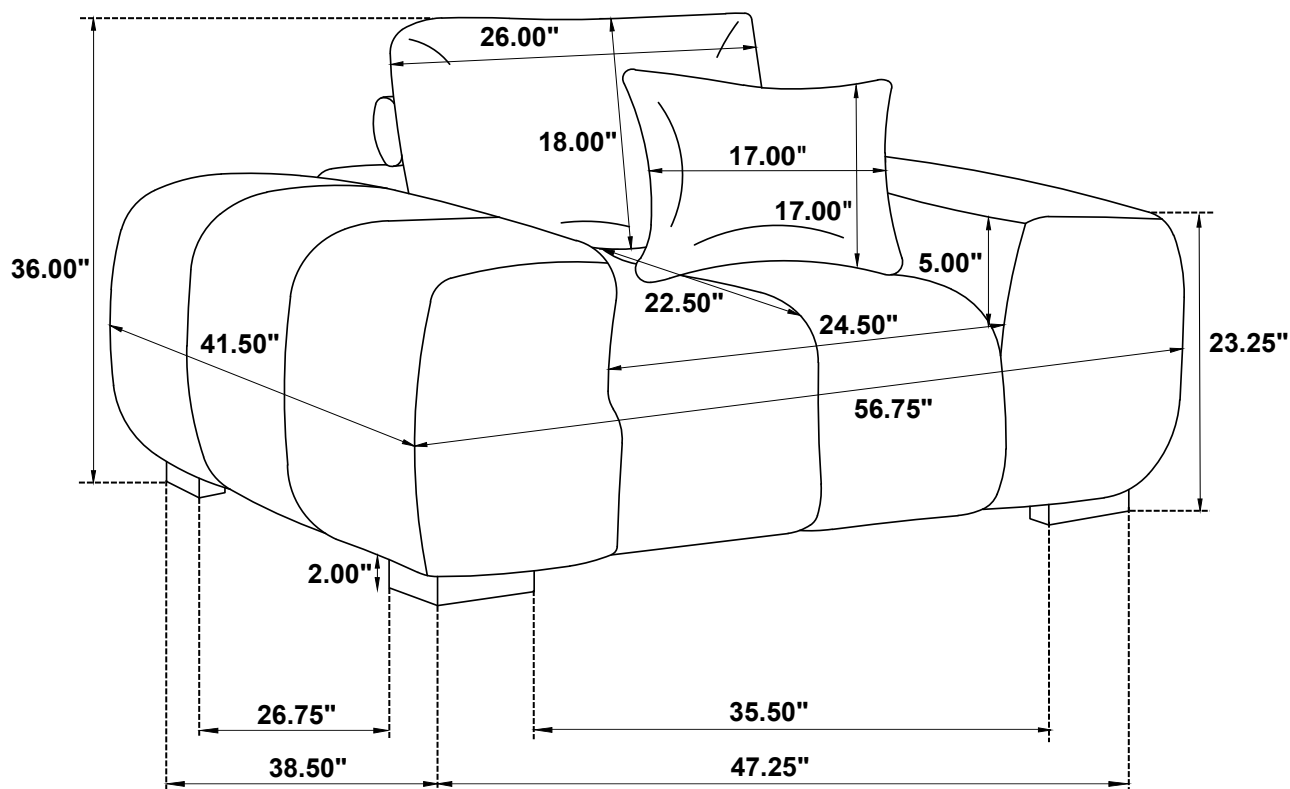
STEP 3



STEP 4 COMPLETE



ITEM: **509343**



Note: Dimension tolerance $\pm 5\%$