

ASSEMBLY INSTRUCTIONS COASTER FINE FURNITURE



Fine Furniture for every stage of life

215791Q(B1-B3)
Queen Bed

ITEM: 215791Q(B1-B3)



ASSEMBLY INSTRUCTIONS

ASSEMBLY TIPS:

1. Remove hardware from box and sort by size.
2. Please check to see that all hardware and parts are present prior to start of assembly.
3. Please follow attached instructions in the same sequence as numbered to assure fast & easy assembly.



WARNING!

1. Don't attempt to repair or modify parts that are broken or defective. Please contact the store immediately.
2. This product is for home use only and not intended for commercial establishments.



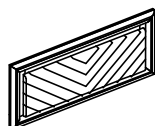
ASSEMBLY TIME

25 MINUTES

PARTS IDENTIFICATION

B1 (BOX 1)

A HEADBOARD
PANEL



1PC

B LEFT HEADBOARD
LEG (WITH "L" LABEL)




1PC

C RIGHT HEADBOARD
LEG (WITH "R" LABEL)



1PC

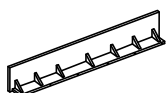
D ADAPTER



1PC

B2 (BOX 2)

E FOOTBOARD



1PC

F BED SLAT



4PCS

G BED SLAT SUPPORT
WITH LEVELER



4PCS

H FOOTBOARD LEG



2PCS

B3 (BOX 3)

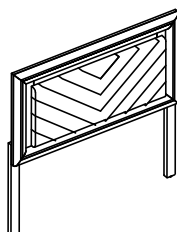
I BED RAIL



2PCS

HB

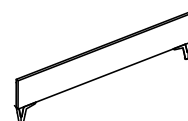
215791Q(B1)
FROM BOX 1
HEADBOARD
COMPLETE



1PC

FB

215791Q(B2)
FROM BOX 2
FOOTBOARD
COMPLETE



1PC

ITEM: 215791Q(B1-B3)



ASSEMBLY INSTRUCTIONS

ASSEMBLY TIPS:

1. Remove hardware from box and sort by size.
2. Please check to see that all hardware and parts are present prior to start of assembly.
3. Please follow attached instructions in the same sequence as numbered to assure fast & easy assembly.

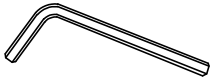

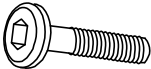



WARNING!



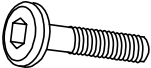
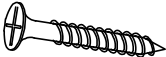

1. Don't attempt to repair or modify parts that are broken or defective. Please contact the store immediately.
2. This product is for home use only and not intended for commercial establishments.

HARDWARE IDENTIFICATION

Z-B1 (BOX 1) - HARDWARE PACK IS LOCATED IN 215791Q(B1)

1	SMALL ALLEN WRENCH (M4 x 65mm - BLK)		1PC	3	LOCK WASHER (1/4" - BLK)		6 PCS
2	BOLT (M6 x 30mm - BLK)		6PCS	4	FLAT WASHER (1/4" x 13mm - RBW)		6 PCS

Z-B2 (BOX 2) - HARDWARE PACK IS LOCATED IN 215791Q(B2)

5	BIG ALLEN WRENCH (M5 x 65mm - BLK)		1PC	8	FLAT WASHER (5/16" x 22mm - RBW)		4PCS
6	BOLT (M8 x 16mm - RBW)		4PCS	9	FLAT HEAD SCREW (M4 x 32mm - RBW)		8PCS
7	LOCK WASHER (5/16" - RBW)		4PCS				

NOTE:

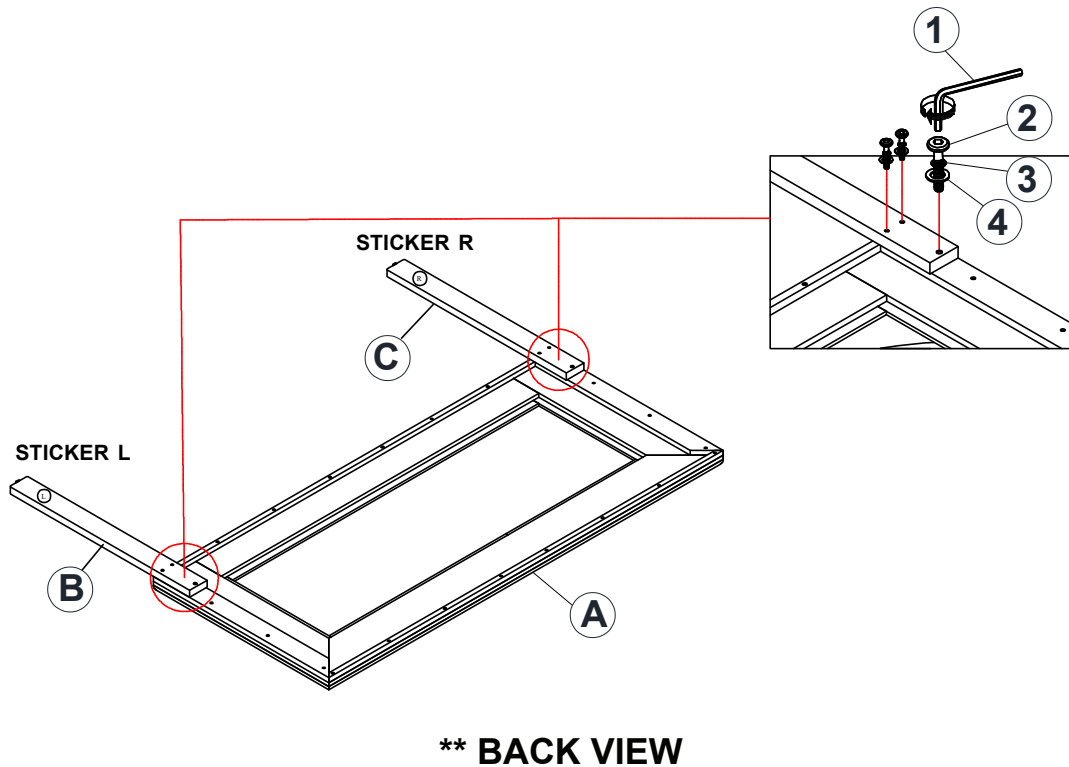
Phillips head screw driver is required in the assembly process; however, manufacturer does not provided this item.

ITEM: **215791Q(B1-B3)**

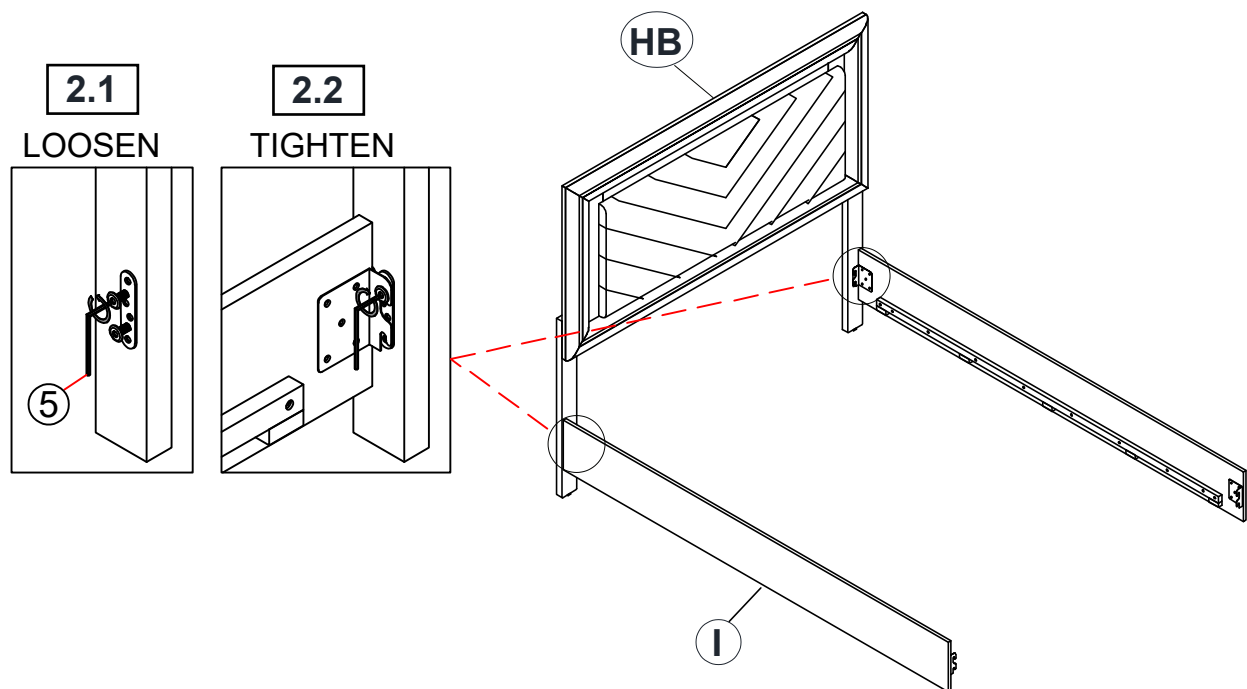
ASSEMBLY INSTRUCTIONS



STEP 1



STEP 2

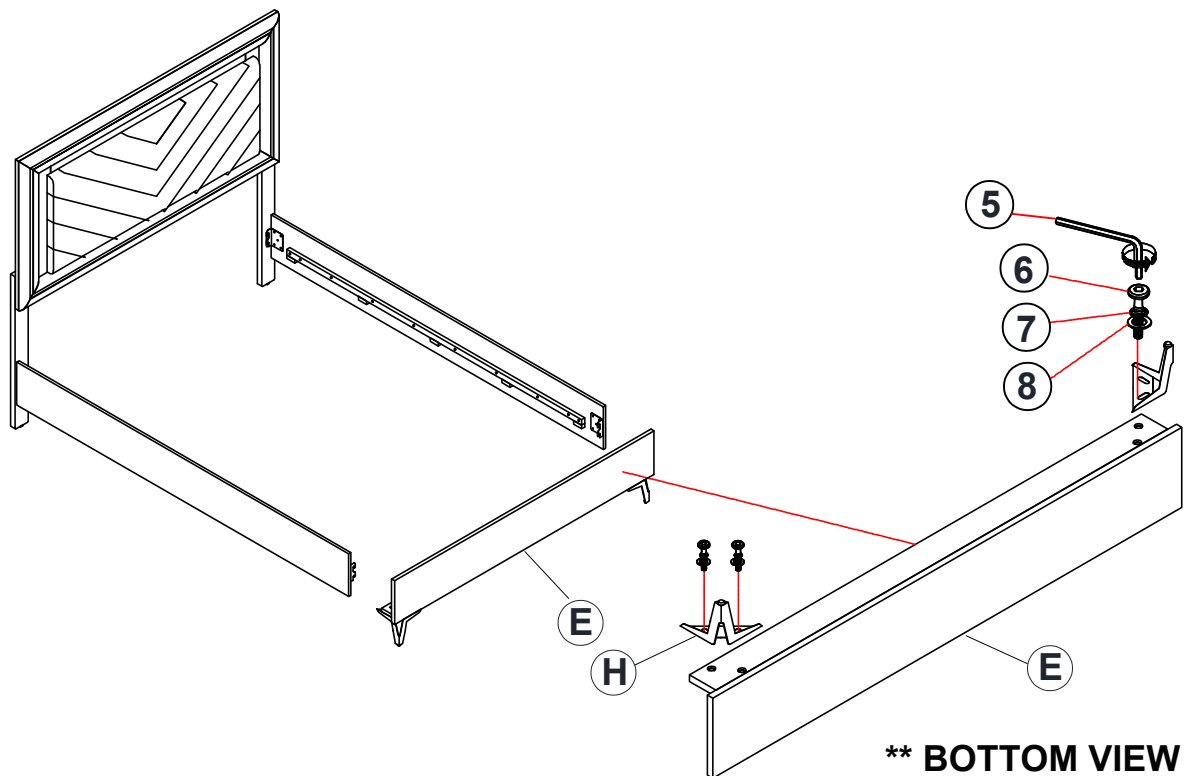


ITEM: 215791Q(B1-B3)

ASSEMBLY INSTRUCTIONS

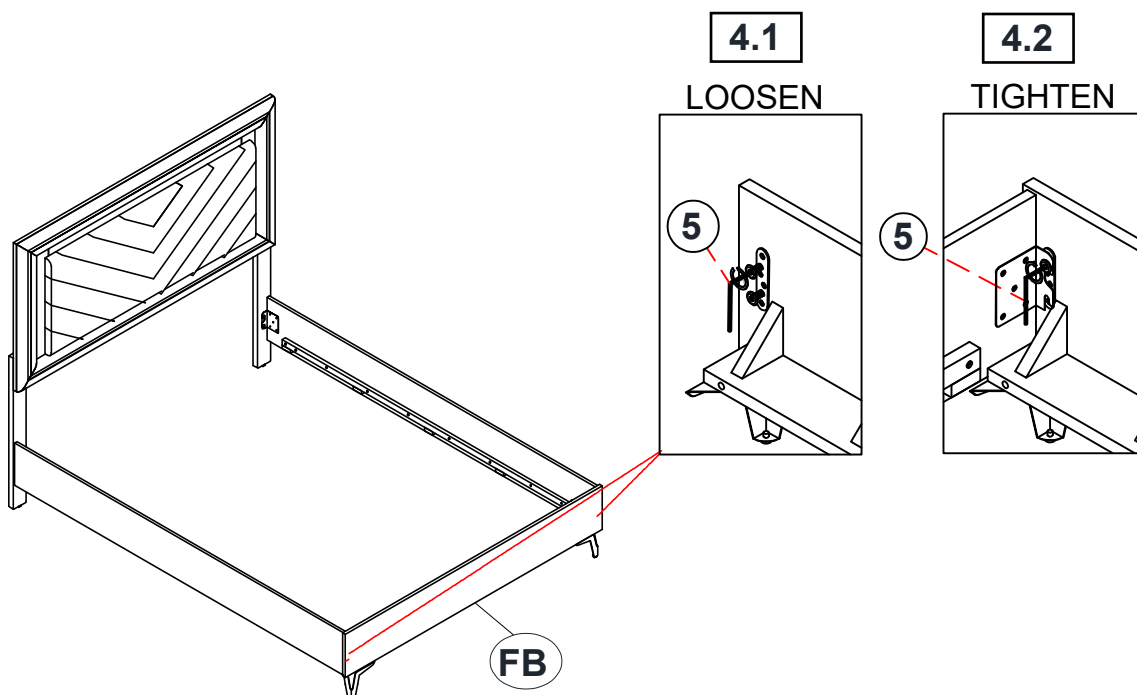


STEP 3



**** BOTTOM VIEW**

STEP 4

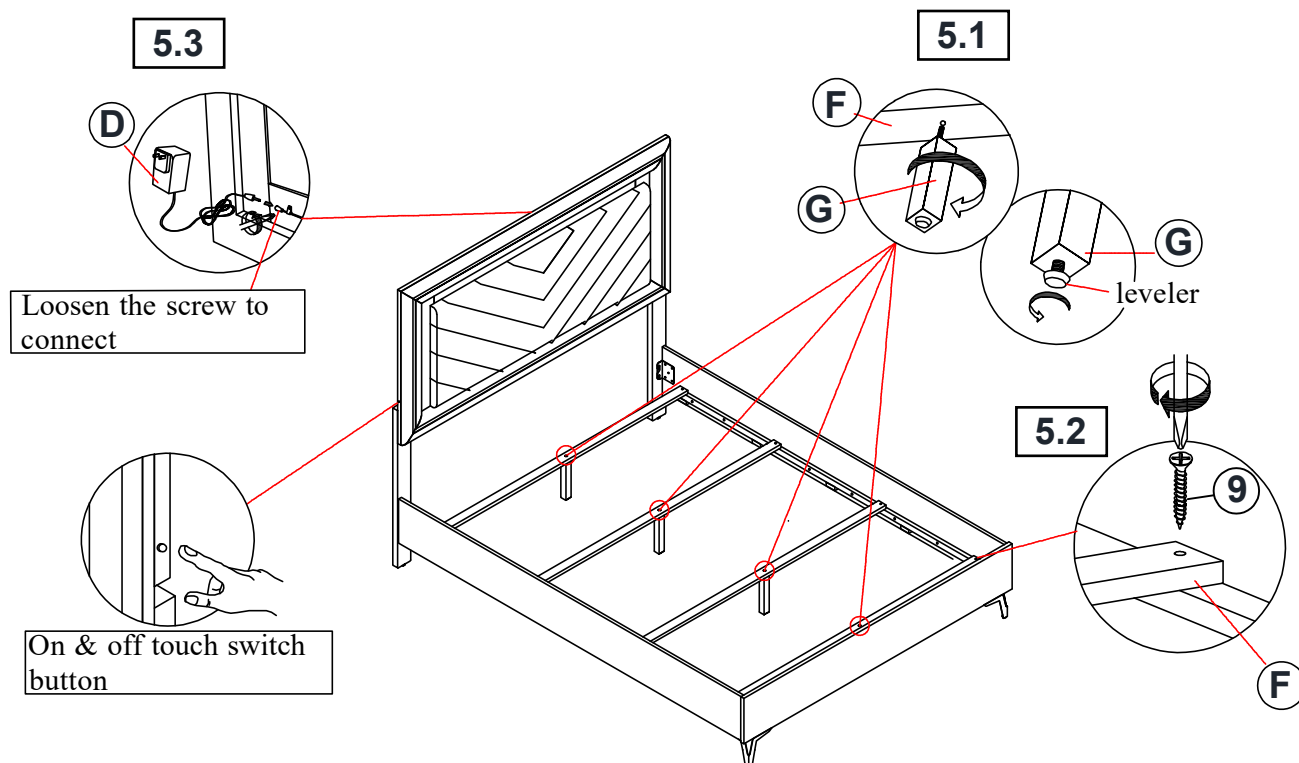


ITEM: 215791Q(B1-B3)

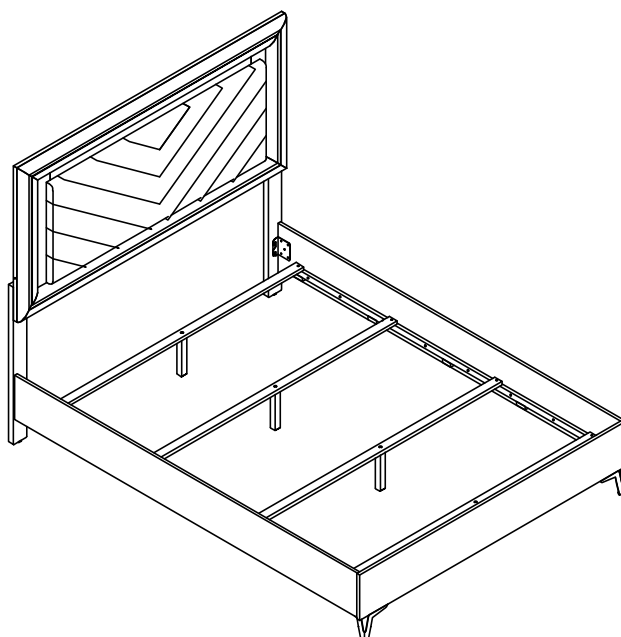
ASSEMBLY INSTRUCTIONS



STEP 5



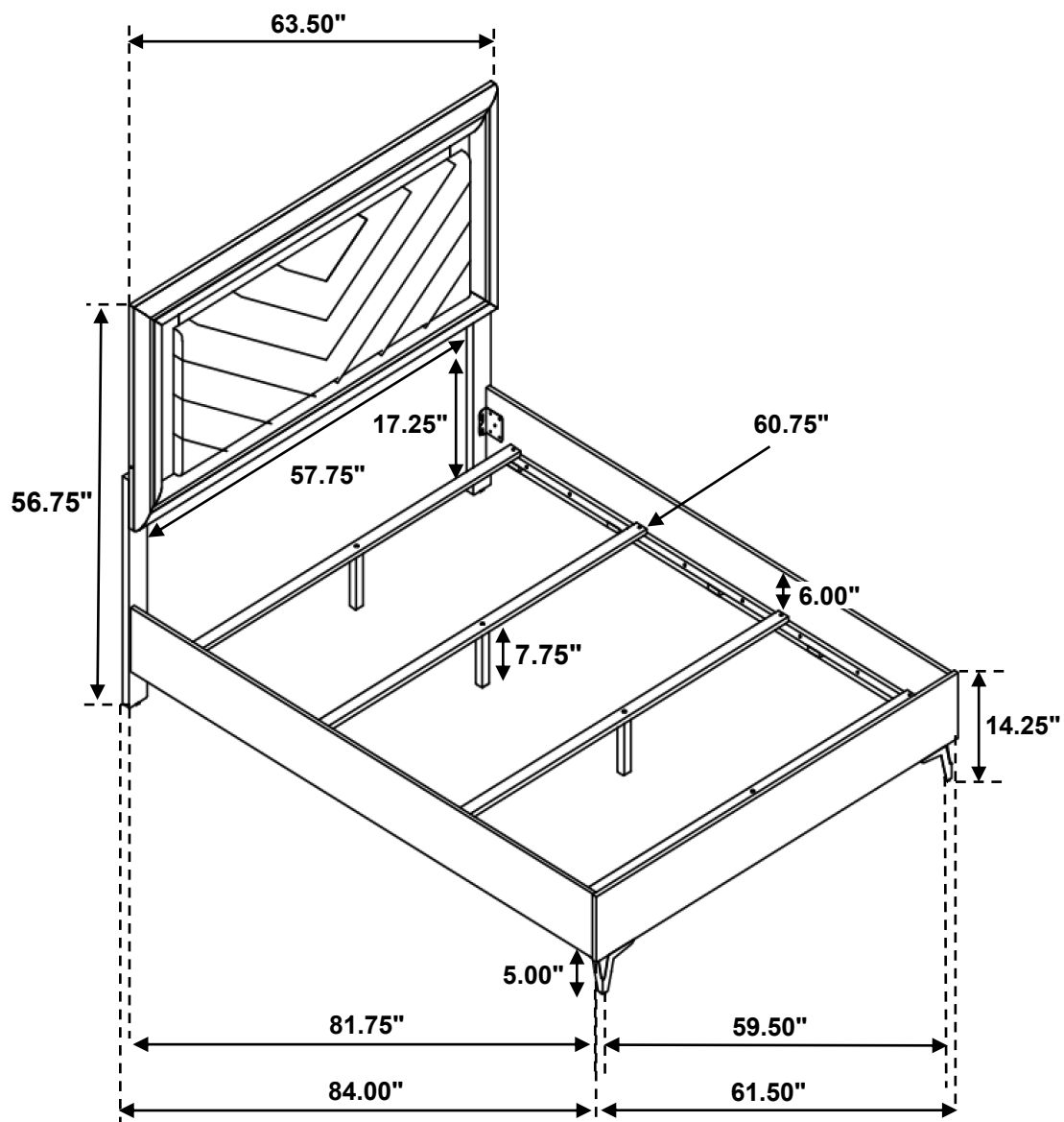
STEP 6 COMPLETE



ITEM: **215791Q(B1-B3)**



Inner size: 61.00"W x 81.00"D



Note: Dimension tolerance $\pm 5\%$