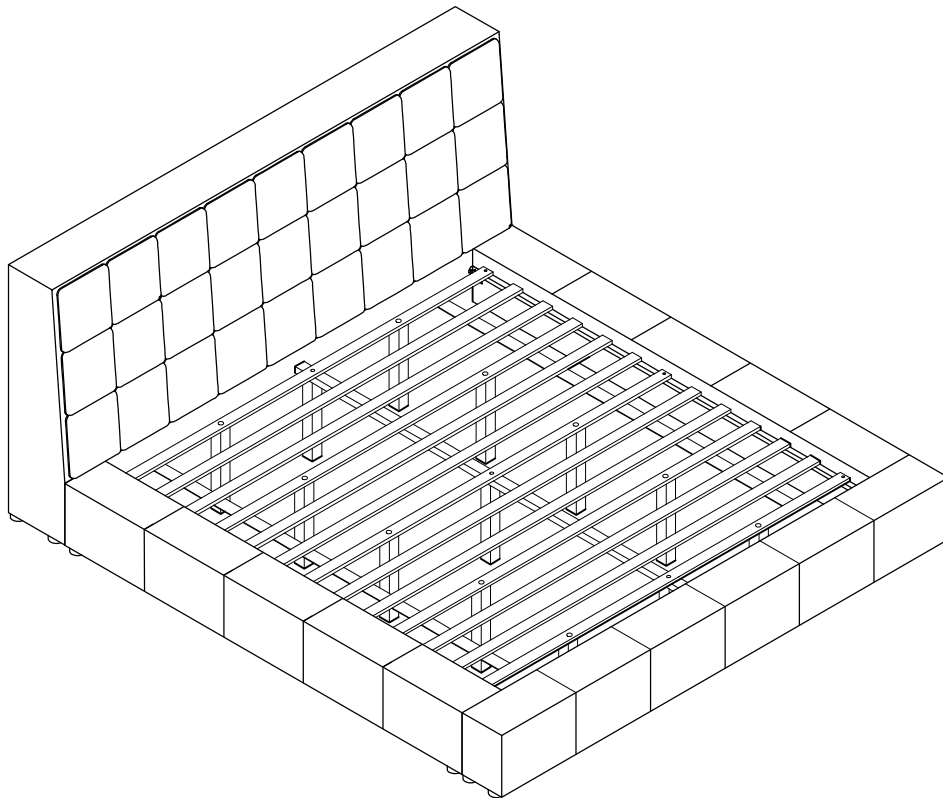


*ASSEMBLY INSTRUCTIONS*  
*COASTER FINE FURNITURE*



*Fine Furniture for every stage of life*

**315948CRMKE(B1&B2)**  
***Eastern King Bed***

# ITEM: 315948CRMKE(B1&B2)



## ASSEMBLY INSTRUCTIONS

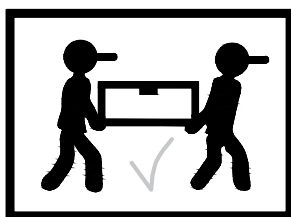
### ASSEMBLY TIPS:

1. Remove hardware from box and sort by size.
2. Please check to see that all hardware and parts are present prior to start of assembly.
3. Please follow attached instructions in the same sequence as numbered to assure fast & easy assembly.



### WARNING!

1. Don't attempt to repair or modify parts that are broken or defective. Please contact the store immediately.
2. This product is for home use only and not intended for commercial establishments.



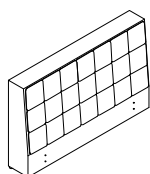
ASSEMBLY TIME

30 MINUTES

## PARTS IDENTIFICATION

### B1 (BOX 1)

A HEADBOARD



1PC

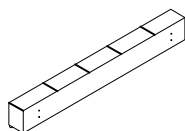
G ADAPTER



1 PC

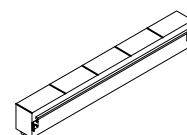
### B2 (BOX 2)

B FOOTBOARD



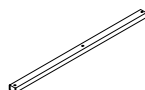
1PC

C BED RAIL



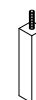
2PCS

D CENTER RAIL



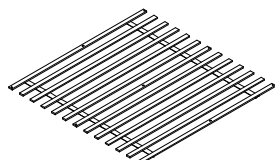
1PC

E CENTER RAIL SUPPORT WITH LEVELER



3PCS

F ROLL SLATS (13 PCS)



1 SET

H BED SLAT SUPPORT WITH LEVELER



10PCS

# ITEM: 315948CRMKE(B1&B2)



## ASSEMBLY INSTRUCTIONS

### ASSEMBLY TIPS:

1. Remove hardware from box and sort by size.
2. Please check to see that all hardware and parts are present prior to start of assembly.
3. Please follow attached instructions in the same sequence as numbered to assure fast & easy assembly.




### WARNING!

1. Don't attempt to repair or modify parts that are broken or defective. Please contact the store immediately.
2. This product is for home use only and not intended for commercial establishments.

## HARDWARE IDENTIFICATION

### Z-B2 (BOX 2) - HARDWARE PACK IS LOCATED IN 315948CRMKE(B2)

1 BOLT  
( Ø5/16" x 35mm- RBW)



8PCS

2 FLAT WASHER  
(Ø5/16"x19mm - RBW)




8PCS

3 LOCK WASHER  
(Ø5/16" - RBW)



8PCS

4 ALLEN WRENCH  
(5mm - RBW)



1PC

5 FLAT HEAD SCREW  
(M4 x 35mm - RBW )



8PCS

### NOTE:

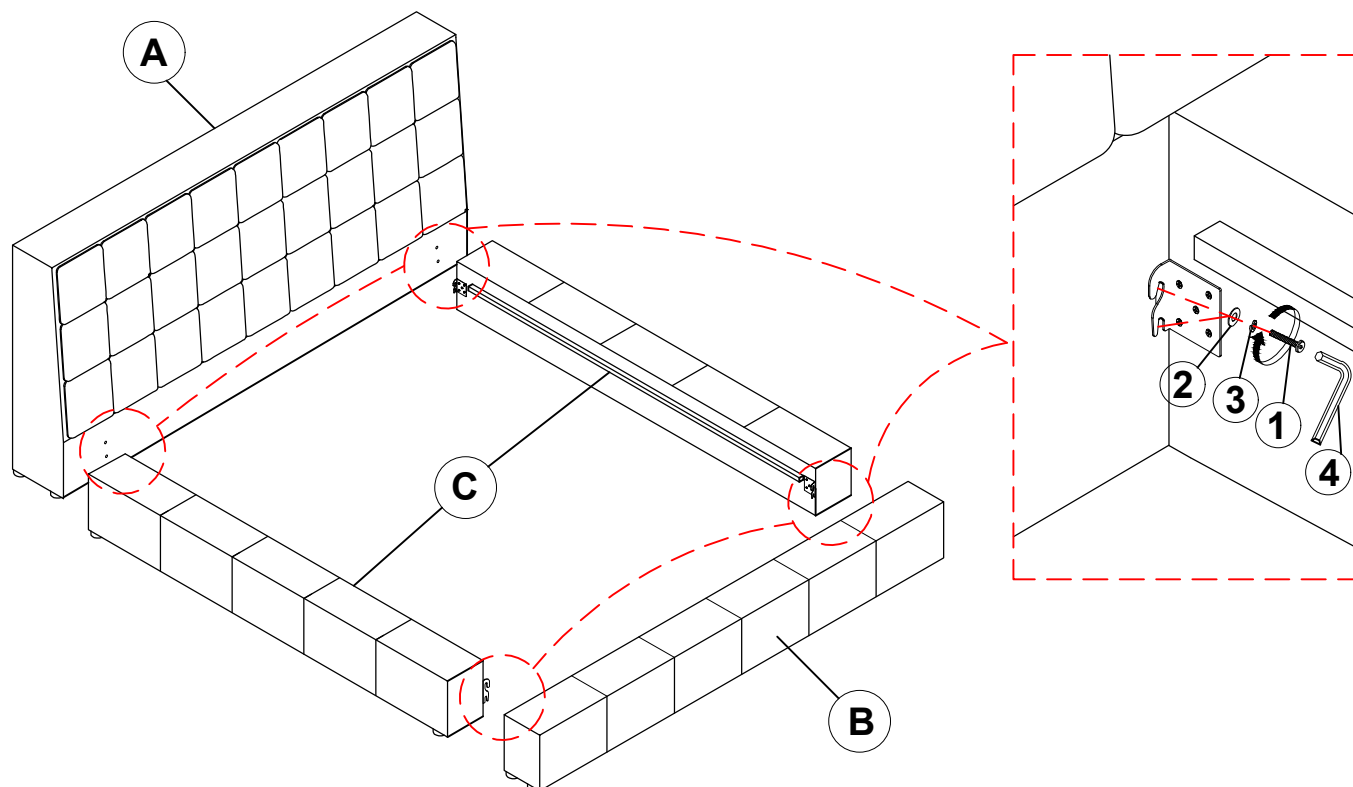
Phillips head screw driver is required in the assembly process; however, manufacturer does not provide this item.

# ITEM: 315948CRMKE(B1&B2)

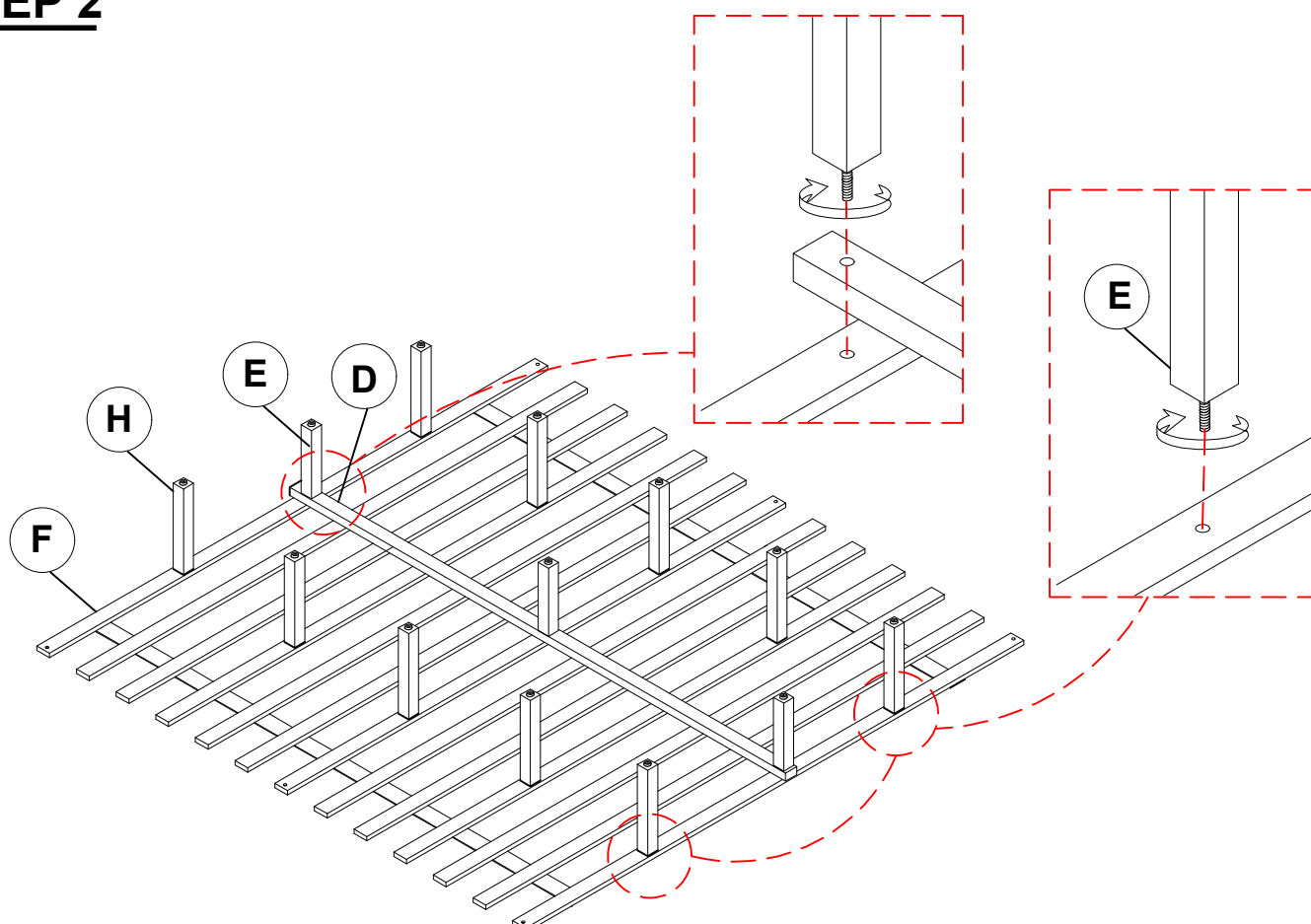
## ASSEMBLY INSTRUCTIONS



### STEP 1



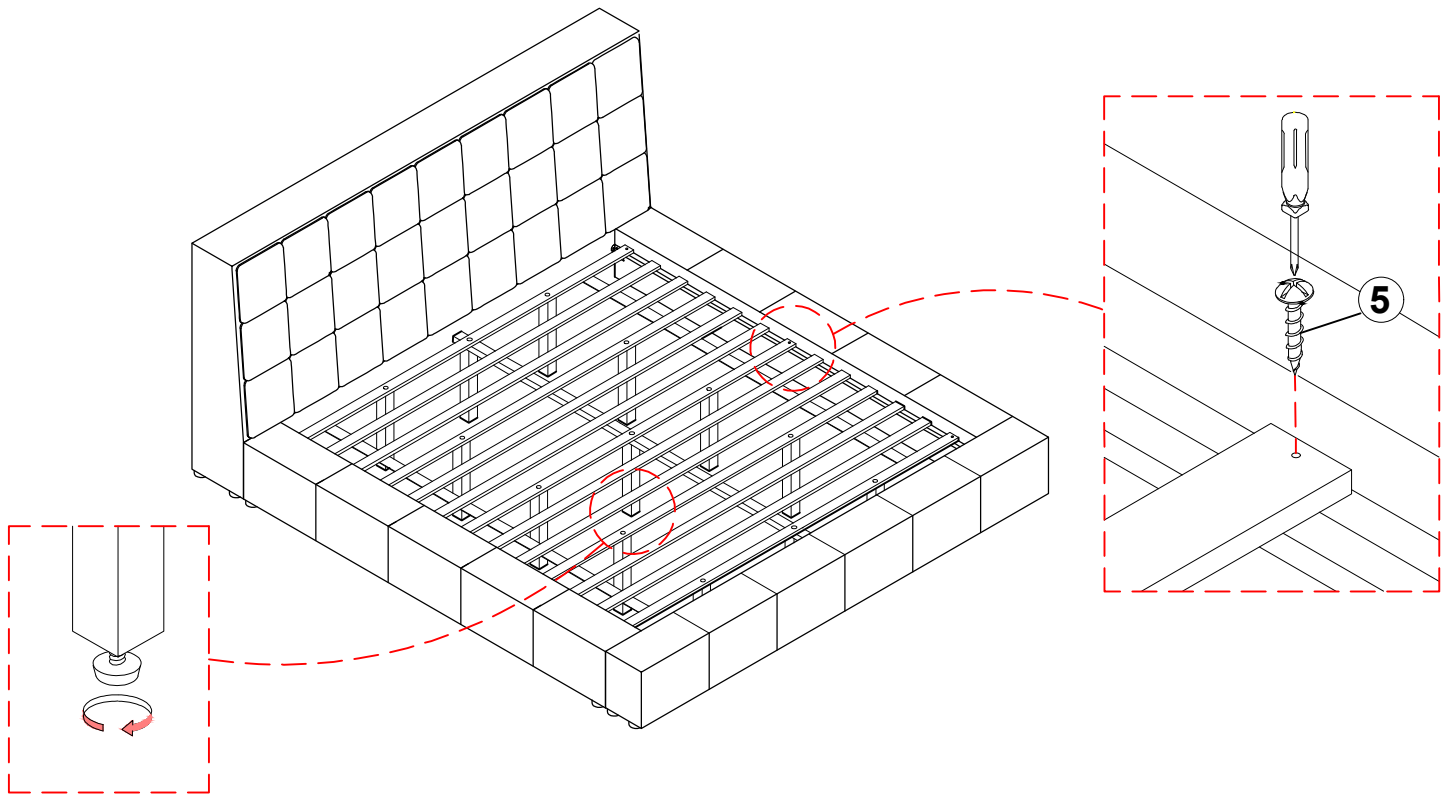
### STEP 2



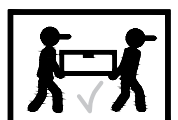
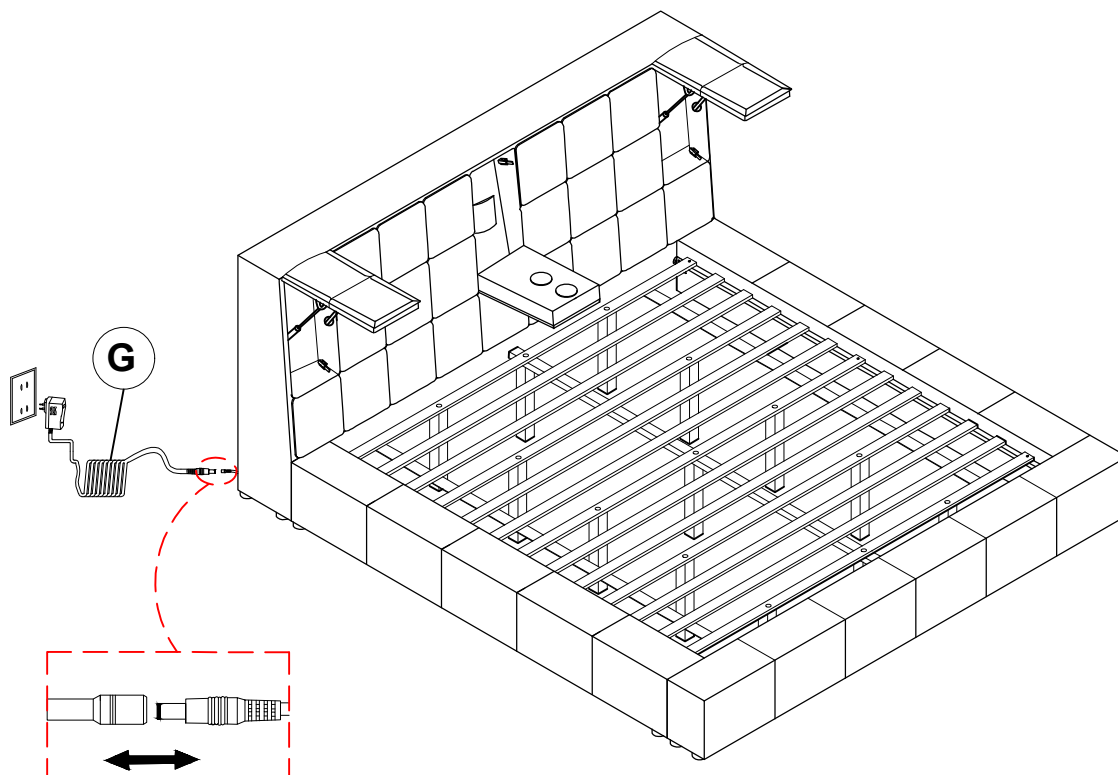
# ITEM: 315948CRMKE(B1&B2)

## ASSEMBLY INSTRUCTIONS

### STEP 3



### STEP 4 COMPLETE



ITEM: 315948CRMKE(B1&B2)



Inner size: 77.00"W x 81.25"D

