

Traditional Table Lamp

User Manual

Read All Instructions Before Using

Customer and Warranty:

Thank you for choosing this table lamp. Please read this user manual carefully and keep it for future reference.

Please check the table lamp and mounting accessories before set up. If you need any assistance, please contact us by email with your order number and details. We will do our best to solve the problem for you as soon as possible.

Warranty period: 12 months

Contact email: sentervipservice@outlook.com

Package Content:

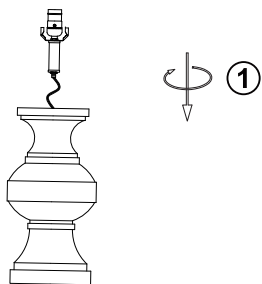
- 1 x Table Lamp
- 1 x Lamp Shade
- 1 x LED Bulb
- 1 x User Manual

Product Parameter:

Material	Resin + Metal + Fabric
Input Voltage	110V-120V,60Hz
Bulb base type	E26 (Max.100W)
Switch style	Rotary Switch
Bulb	Included

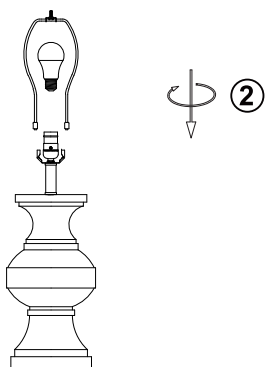
Read All Instructions Before Using

HOW TO ASSEMBLE:




Step 1 :

Fasten (socket assembly) onto(base), be careful not to twist power cord and tighten securely.



Step 2 :

Mount the lamp harp's flexible arms inside the saddle.
Then put on the light bulb.

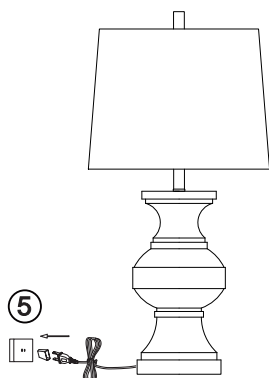


Step 3 :

Put the lampshade on the lamp holder.

Step 4 :

Tighten the finial to secure the lampshade.



Step 5 :

Connect the power supply and then turn on/off the light by rotary switch.

Read All Instructions Before Using

Use Tips:

1. The table lamp is metal, resin and fabric, please be careful don't use too much force when you assemble and install it.
2. This table lamp has a polarized plug(one blade is wider than the other)as a safety feature to reduce the risk of electric shock. This plug will fit in a polarized outlet only one way. If it does not fit fully in the outlet, reverse the plug. If it still does not fit, contact a qualified electrician. Never use an extension cord unless the plug can be fully inserted. Do not alter the plug.
3. When you don't use the lamp, please switch off the power or try not to touch the lamp base when it is plugged in to save power energy to extend the lifetime.
4. The switch of the table lamp is the lamp head knob switch, which is turned clockwise to turn on/off.
5. This desk lamp includes a bulb.

Notice:

After opening the top of the package box, take out all the accessories that you can see, and then open the bottom of the box. You can even take apart the foam to find accessories. If the accessories are missing or there are any problems with the installation, please contact us as soon as possible. We will try our best to help you to solve it. Please believe us.

Read All Instructions Before Using

Important Instructions:

To reduce the risk of fire, electric shock, exposure to excessive UV, radiation, or injury to a person. When using electrical appliances, basic safety precautions should always be followed.

1. Before installing, cleaning lamps, and replacing light bulbs, please cut off the power supply.
2. Do not look directly at the lighted bulb. Otherwise, it will be a bit dazzling in a short time.
3. Keep the lamp away from material that may burn.
4. Do not touch the bulb while it is lit or immediately after turning off the lamp.
5. Do not use outdoors, suggest indoor use only. It is non-waterproof.
6. Do not plug or unplug the power cord with wet hands.
7. Do not use this product in humid environments or at high temperatures.
8. Do not use it to exceed the voltage, the proper voltage for the US is AC110-120V,60Hz.
9. If you want to replace the light bulb, please note that the maximum accepted wattage is 100W.
10. Please stop using it if there are serious defective issues found in the product.

FC Model:STR-DL-0260
MADE IN CHINA