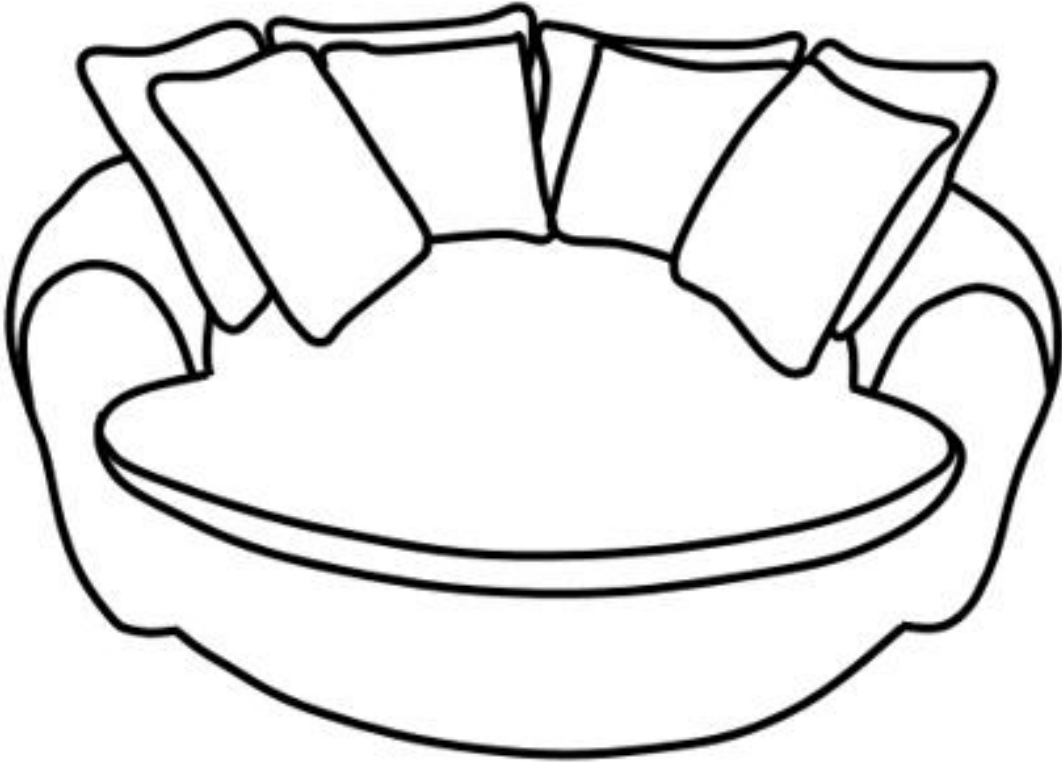


# ASSEMBLY INSTRUCTION

---

**N719P355939**



## Return & Warranty policy:

- We strive to offer the highest quality products, and we also try our best to satisfy each and every customer that orders from us with replacement parts or service as needed.
- If the item is damaged or defective, please take photos as evidence for replacements and refunds.
- Please do not return to store, contact the seller if you have any troubles with this product.

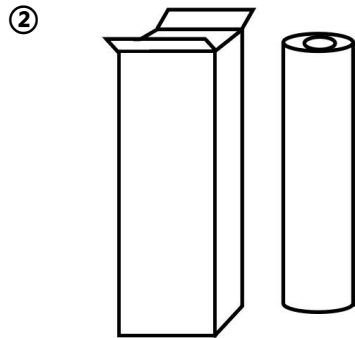
## Friendly Reminder

1. Please do not open the compressed packages until your sofa frame is completely assembled.
2. As the cushions are vacuum-compressed, please be patient and wait for the sofa to return to its fluffy state, which will take anywhere from 72 hours to a week.
3. If you notice any wrinkles, gently smooth them out with a warm iron; they will gradually disappear over time.

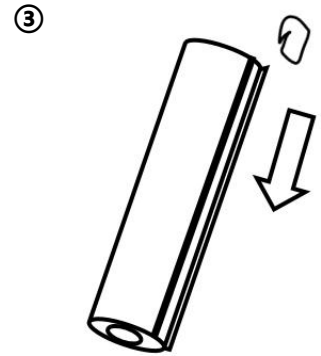
## TIPS:



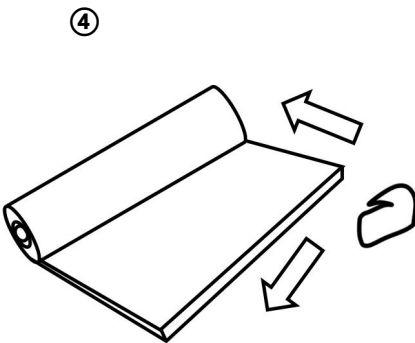
Put the package in the living room and open it with scissors. Please complete within 72 hours after receipt.




Take the sofa out of the box.



Remove the sofa from the plastic bag. Please use the cutter provided with the package. Do not use knife or scissor, since they might damage your sofa.

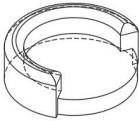






Put the sofa on the clean floor. Use the box cutter to slice along the edge of the tape.



Allow up to 72 hours for the sofa to fully return to its original shape, also let it air if there are any odors.

# PART LIST

NO	DESCRIPTION	SKETCH	QTY	N719P355939 Ax1 Bx1 Cx4 Dx4 Ex1
A	SOFA BASE		1PC	
B	CUSHION		1PC	
C	PILLOW		4PC	
D	BACK PILLOW		4PC	
E	PACKAGE OPENER		1PC	

## COMPLETE

