



ASSEMBLY INSTRUCTIONS COASTER FINE FURNITURE



Fine Furniture for every stage of life

122501
Dining Table

ITEM : 122501

ASSEMBLY INSTRUCTION

ASSEMBLY TIPS :

1. Remove hardware from box and sort by size.
2. Please check to see that all hardware and parts are present prior to start of assembly.
3. Please follow attached instructions in the same sequence as numbered to assure fast & easy assembly.



WARNING :

1. Don't attempt to repair or modify parts that are broken or defective. Please contact the store immediately
2. This product is for home use only and not intended for commercial establishments.

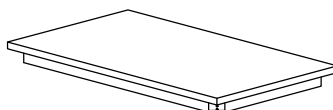


ASSEMBLY TIME

15 MINUTES


PARTS IDENTIFICATION

A TOP



1PC

B LEG



4PCS

HARDWARE IDENTIFICATION

1 BOLT
(Ø5/16" x 90mm - RBW)



8PCS

2 LOCK WASHER
(Ø5/16" x 13mm - RBW)



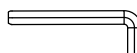
8PCS

3 FLAT WASHER
(Ø5/16" x 19mm - RBW)



8PCS

4 ALLEN WRENCH
(M4 x 59mm - RBW)



1PC

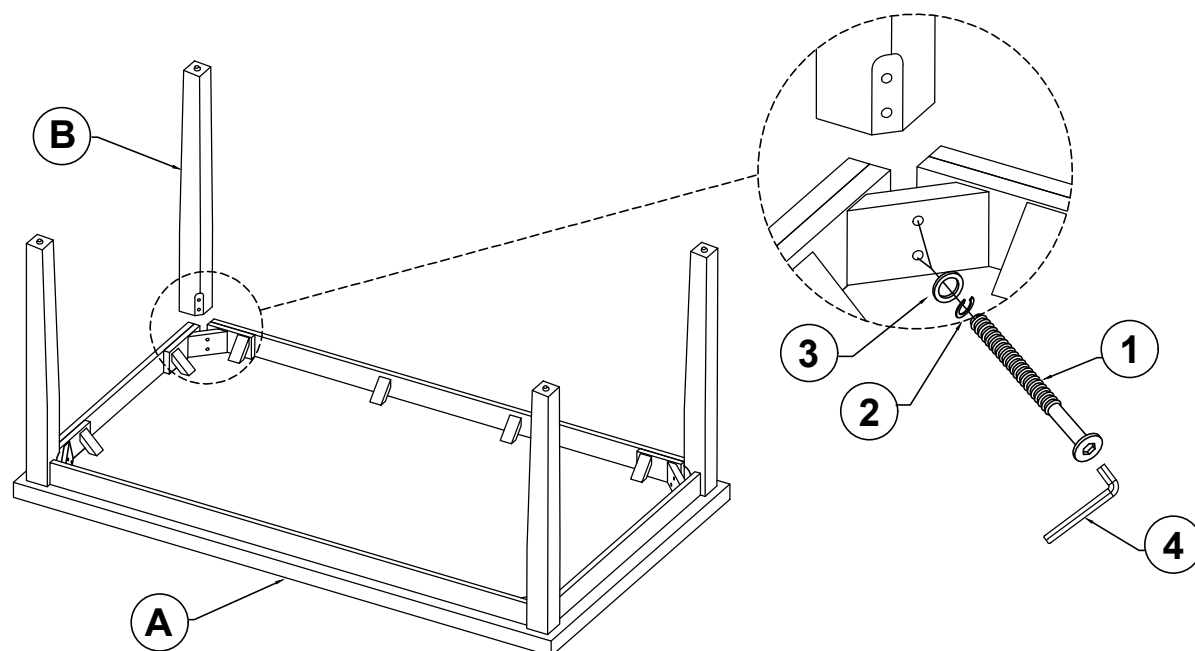
NOTE:

Phillips head screw driver is required in the assembly process. However, manufacturer does not provide this item.

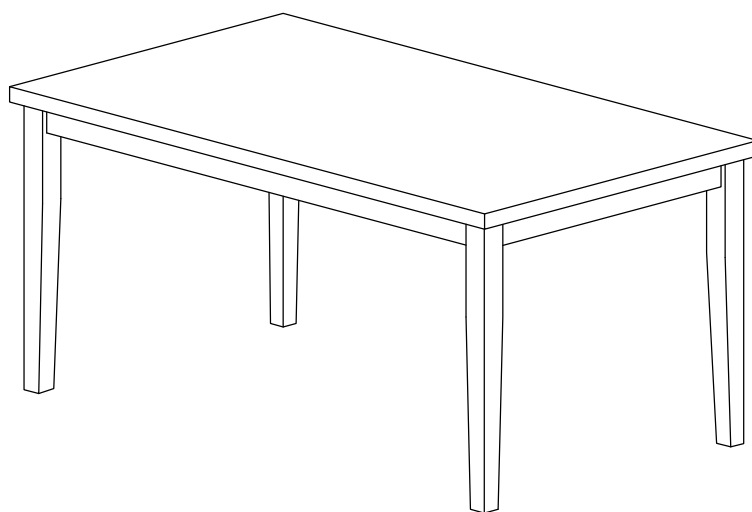
ITEM : **122501**

ASSEMBLY INSTRUCTION

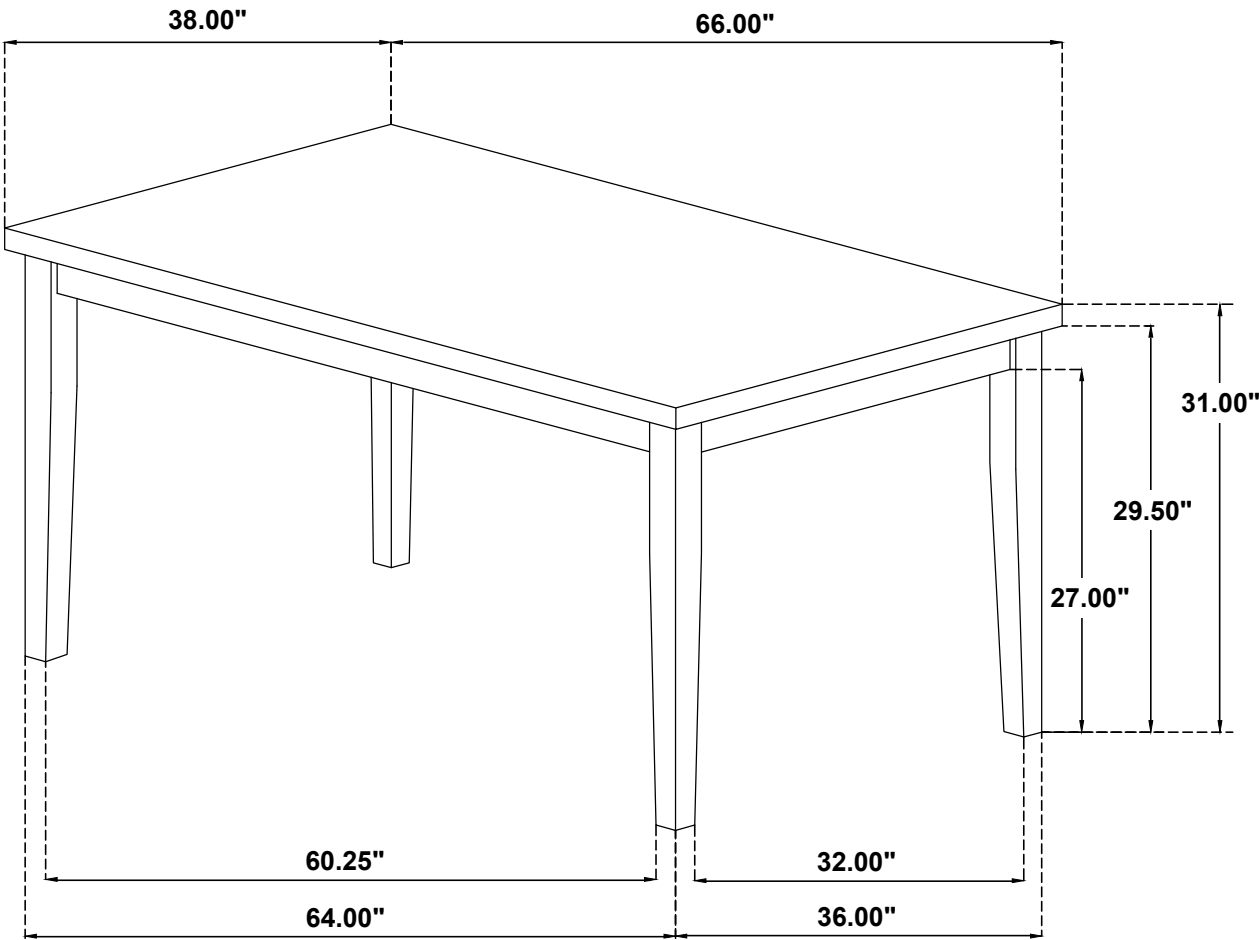
STEP 1



STEP 2 COMPLETE



ITEM : **122501**



Note: Dimension tolerance $\pm 5\%$



ASSEMBLY INSTRUCTIONS COASTER FINE FURNITURE



Fine Furniture for every stage of life

122502WHT
Side Chair

ITEM : 122502WHT

ASSEMBLY INSTRUCTION



ASSEMBLY TIPS :

1. Remove hardware from box and sort by size.
2. Please check to see that all hardware and parts are present prior to start of assembly.
3. Please follow attached instructions in the same sequence as numbered to assure fast & easy assembly.



WARNING :

1. Don't attempt to repair or modify parts that are broken or defective. Please contact the store immediately
2. This product is for home use only and not intended for commercial establishments.




ASSEMBLY TIME

15 MINUTES

PARTS IDENTIFICATION

A SEAT AND BACK



1PC

B LEG FRAME



2PCS

C STRETCHER



2PCS

HARDWARE IDENTIFICATION

1 BOLT
(Ø1/4" x 35mm - RBW)



4PCS

2 LOCK WASHER
(Ø5/16" x 13mm - RBW)




4PCS

3 FLAT WASHER
(Ø5/16" x 19mm - RBW)



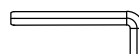
4PCS

4 PAN HEAD SCREW
(Ø4" x 28mm - RBW)



4PCS

5 ALLEN WRENCH
(M4 x 59mm - RBW)



1PC

NOTE:

Quantities shown are for one chair.

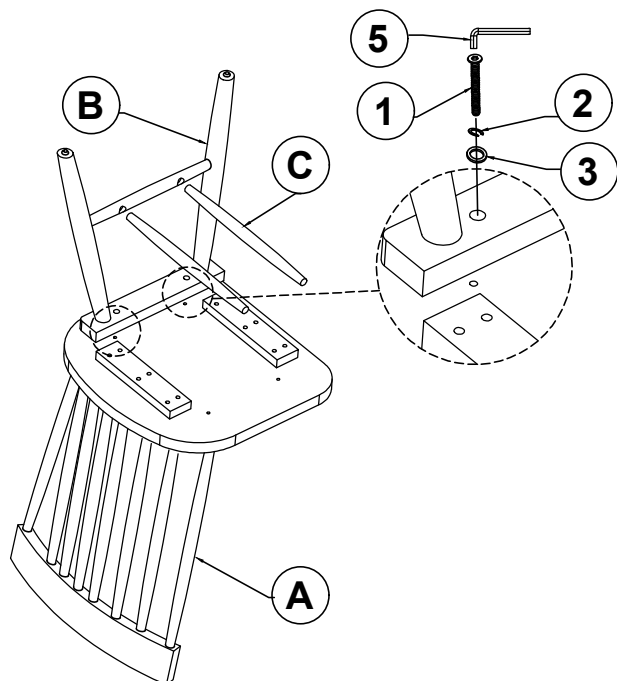
Phillips head screw driver is required in the assembly process. However, manufacturer does not provide this item.

ITEM : 122502WHT

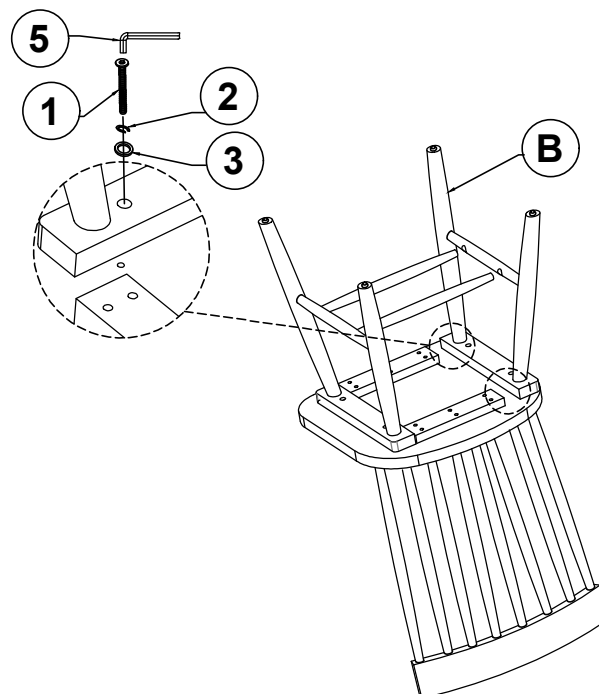
ASSEMBLY INSTRUCTION



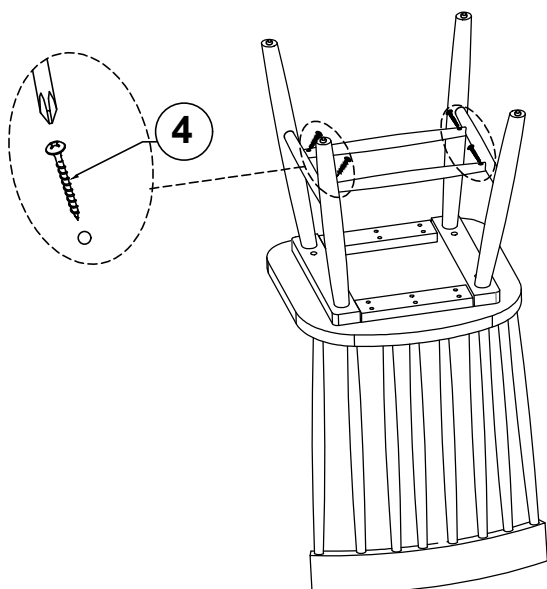
STEP 1




STEP 2



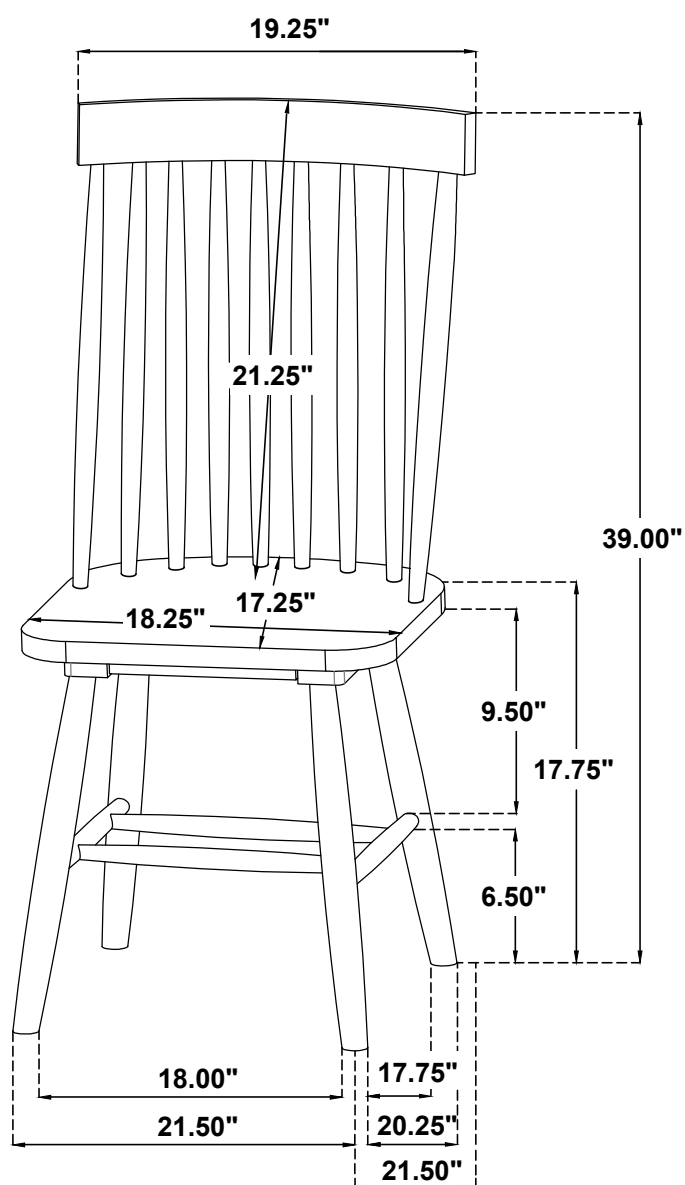
STEP 3



STEP 4 **COMPLETE**



ITEM : **122502WHT**



Note: Dimension tolerance $\pm 5\%$