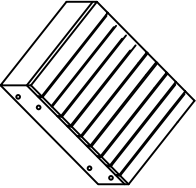

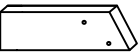
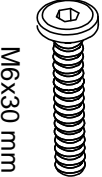




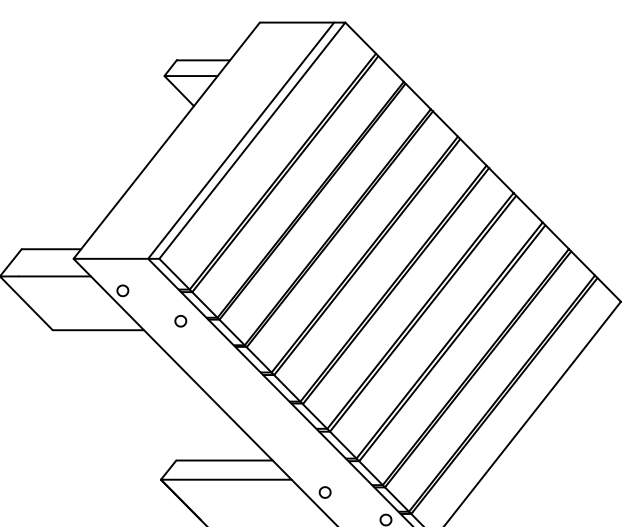
JONATHAN Y

MODEL#STL1004



Product Dimension: 10"D x 11.8W x 11.8"H

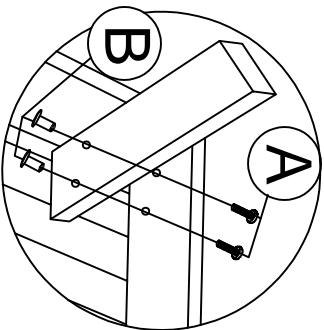
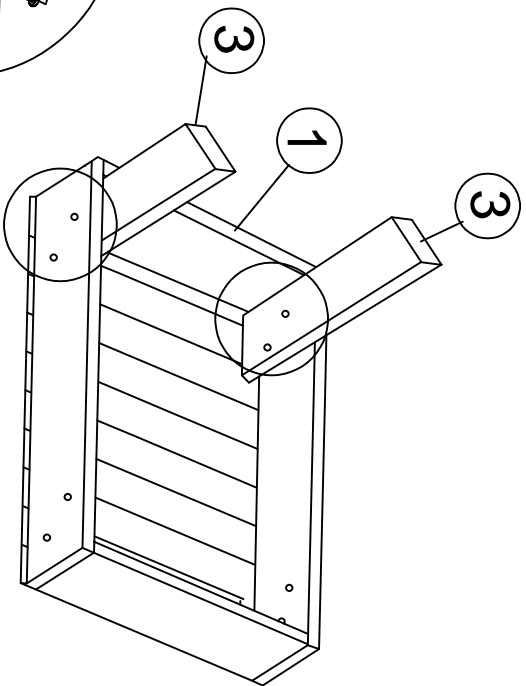
Part List and Hardware List



1	Face Cluster		1x
2	Legs 1		2x
3	Legs 2		2x
A	Bolt	 M6x30 mm	8x
B	Nut	 M6x15 mm	8x
C	Allen Key	 M4	2x

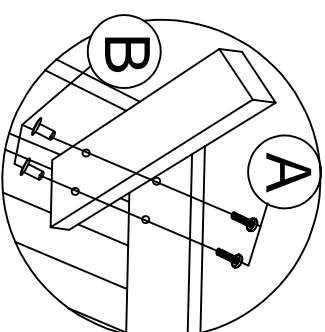
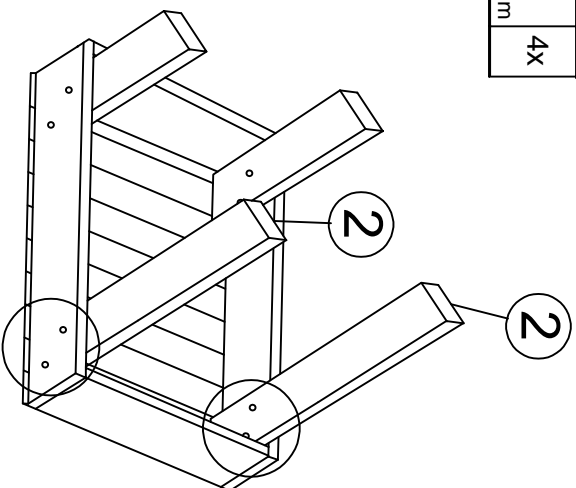


If there are any questions relating to defects, missing parts, assembly issues or replacements, please send a detailed email to cs@jonathany.com.

1			
Ⓐ		M6x30 mm	4x
Ⓑ		M6x15 mm	4x



2			
Ⓐ		M6x30 mm	4x
Ⓑ		M6x15 mm	4x



3

