

ASSEMBLY INSTRUCTION


W6108

Return & Warranty polivy:

-We strive to offer highest quality priducts,and we also try our best to satisfy each and every customer that orders from us with replacement parts/or service as needed.
-If the item is damaged or defective,please take photos as evidence for replacements and refunds.
-Please do not return to store,contact the seller if you have any trouble with this product.

ASSEMBLY INSTRUCTION

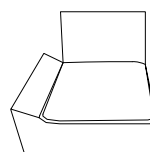
PACKAGE-----A



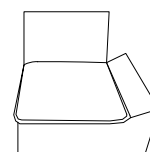
TIPS

1. Due to differences of light effects,the actual color of the materials might be slightly different from the pictures.
2. No Assembly Required.This sofa can free of your stereotyped nightmare of furniture assembly.
3. Due to package compression for better shipment,the fabric may have wrinkles.
4. Please take all packages out and pat every part to make it rebound better and fluffy,so that it can restore to picture-like status.
5. Please keep children away from the plastic bags.

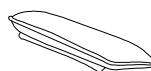
ASSEMBLY INSTRUCTION



Left Sofa seat(1pc)



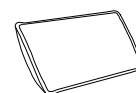
Left Sofa seat(1pc)



Left Armrest cushion(1pc)
Already installed on the sofa



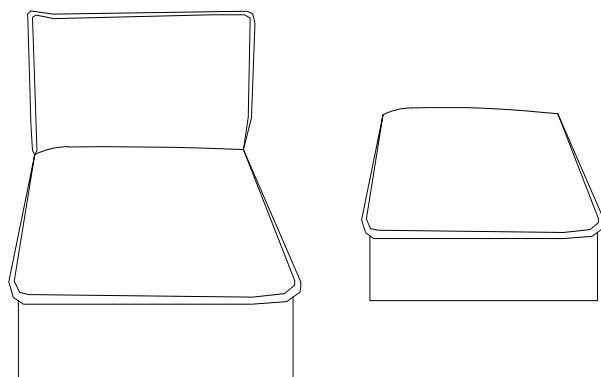
Right Armrest cushion(1pc)
Already installed on the sofa



Backrest cushion(2pcs)


ASSEMBLY INSTRUCTION

PACKAGE-----B



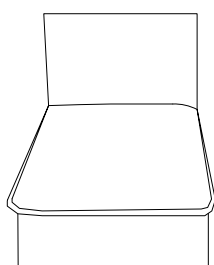
ASSEMBLY INSTRUCTION

PACKAGE-----C

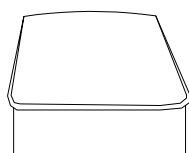


Ottoman(1pc)

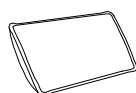
ASSEMBLY INSTRUCTION



Armless seat(1pc)



Ottoman(1pc)

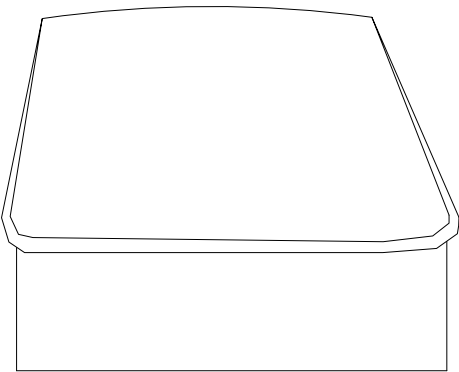


Backrest cushion(1pc)

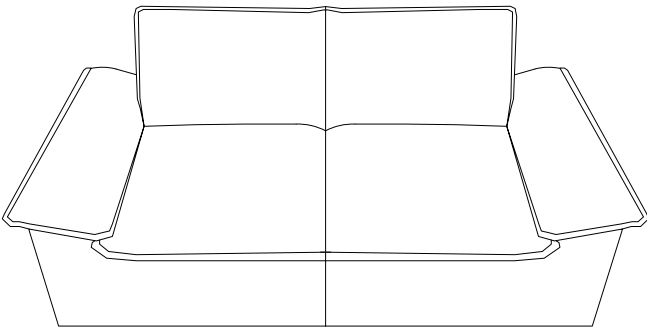
ASSEMBLY INSTRUCTION

1. The packaging has two layers, so try not to use sharp objects to open it. If using sharp tools, please be careful not to cut the product.
2. The product is a compressed sofa with a armrest. The cushion may differ from the picture when it is first opened after being compressed. Please be patient and wait for 72 hours for it to recover.
3. As it is a compressed sofa, the recovery situation of the product may vary, and there may be height errors in the backrest and other parts.


Combination 1 = Package C




Combination 2 = Package A




Combination 3 = Package A + Package C



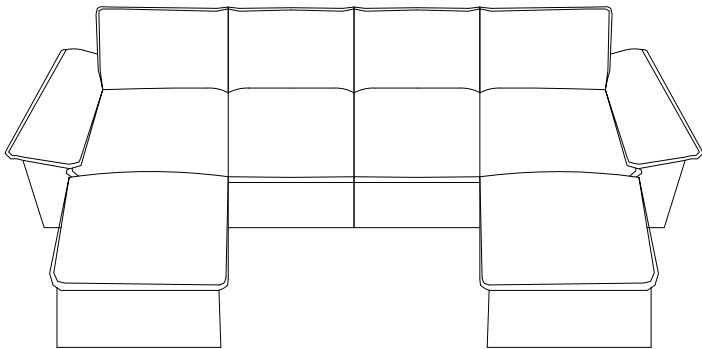
Combination 4 = Package A + Package B




Combination 5 = Package A + Package B + Package C



Combination 6 = Package A + 2 * Package B



Combination 7 = Package A + Package B + 2 * Package C



Combination 8 = Package A + 2 * Package B

