

DREAMS

IDEA

Instruction Manual



DREAMS/DEA

NO.CS0013-OTTOMAN

ABOUT US

*D*REAMSIDEA IS A ONE-STOP HOME

FURNISHING AND SERVICE COMPANY BASED IN USA.

WE ARE DEDICATED TO BRINGING YOUR DREAM HOME TO LIFE.

OUR SERVICES COVER FROM DESIGN, PRODUCTION,

DIRECT SELL, STORAGE, AND TRANSPORTATION.

IF REALITY IS THE NEAR SHORE

AND IDEALISM THE FAR SHORE,

*D*REAMSIDEA

AS THE FERRY BETWEEN THEM,


EAGER TO ACCOMPANY YOU ON A JOURNEY

TO YOUR IDEAL HOME.

ITEM NO.CS0013-OTTOMAN

WARRANTY

We strive to offer high quality product and we also try our best to satisfy each customer that order from us, no matter on products or services as needed. Each customer receives a record of their order, such as the order number or item receipt. For any items that are out of warranty period, you may still be able to purchase the replacement parts from our company if they are available.



Are you having difficulty
with assembly? Missing parts?

Please contact us : info@firstopintl.com

Tel: (562)-781-3327

send an email with your order No. to us

For return, please check the return policy with
the retailer or platforms you bought from.

Appreciate your purchasing from us.

Pop up your life by our furniture !

MAINTAINANCE AND WARNING

Please read the manual thoroughly
before you start installing.

Please keep the product away from
sharp object.

Packaging and small parts may have
chocking hazard, please keep them away
from children and pets.

Please clean the product according to each
clean code, check the product description
for more information.

Please keep the product away from
fire.

If you have any other questions, please
contact us, we will be glad to help you out.

If the product is placed under direct
sunlight, the pattern or color might fade
away overtime.

Check the product periodically to make
sure everything is secured and tightened.

Always use proper tools for installation.

Do not jump on the product.



Around 15 min

PRDOUCT DESCRIPTION

Corduroy Upholstery – Upholstered in soft, ribbed corduroy fabric, this ottoman provides both warmth and a stylish texture that enhances any room.

Solid Wood Construction – Built with a strong solid wood frame and sturdy wooden legs, ensuring long-term durability and reliable support.

Plush Cushion Comfort – Filled with foam sponge and synthetic fibers, the cushion delivers softness and resilience for everyday use.

Spring-Reinforced Base – Serpentine springs beneath the cushion add bounce, prevent sagging, and maintain shape retention.

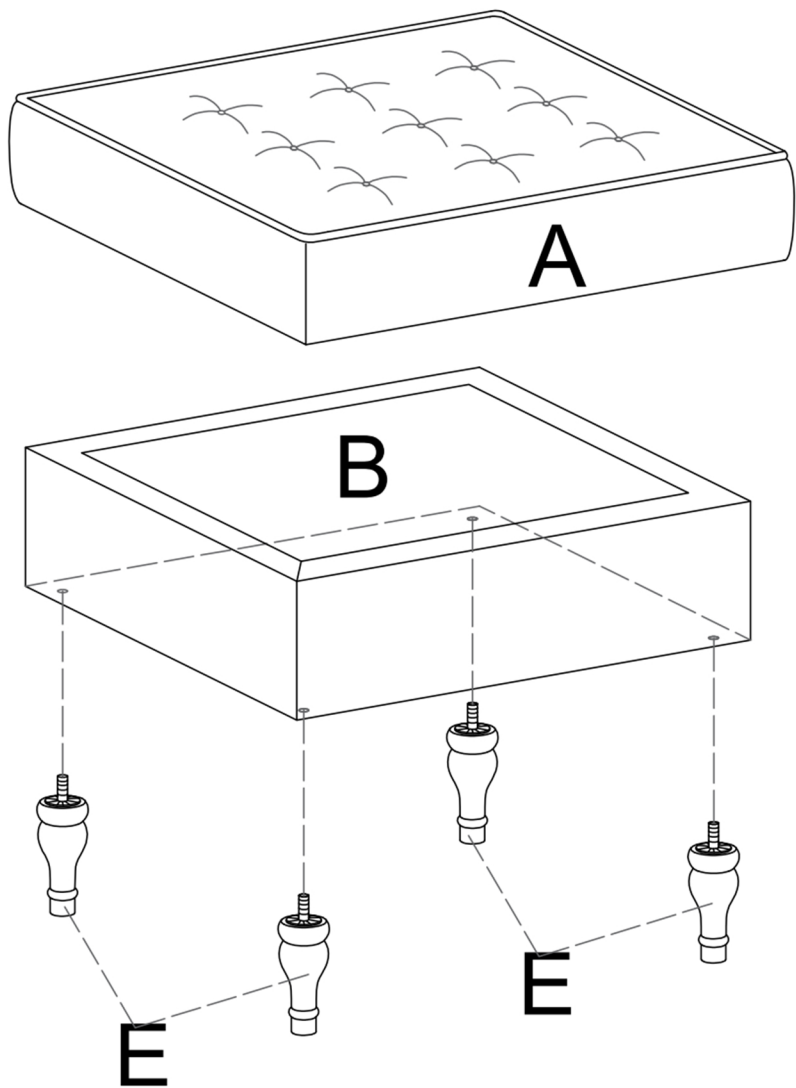
Convertible Coffee Table – The cushion flips to reveal a smooth solid wood surface, instantly transforming the ottoman into a functional coffee table.

Dream



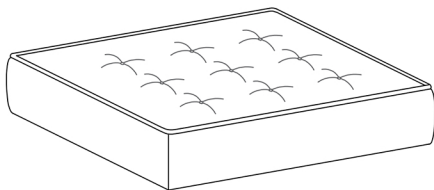
House

EXPLODED VIEW



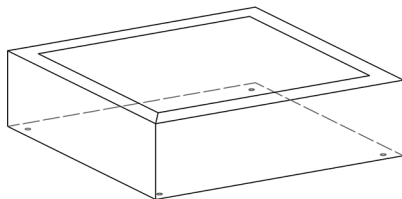
PARTS

A*1



Ottoman top board

B*1



Ottoman frame

HARDWARE

TOOL LIST

NOTE: Designated with (★) We provide additional spare parts in the hardware package

E*4

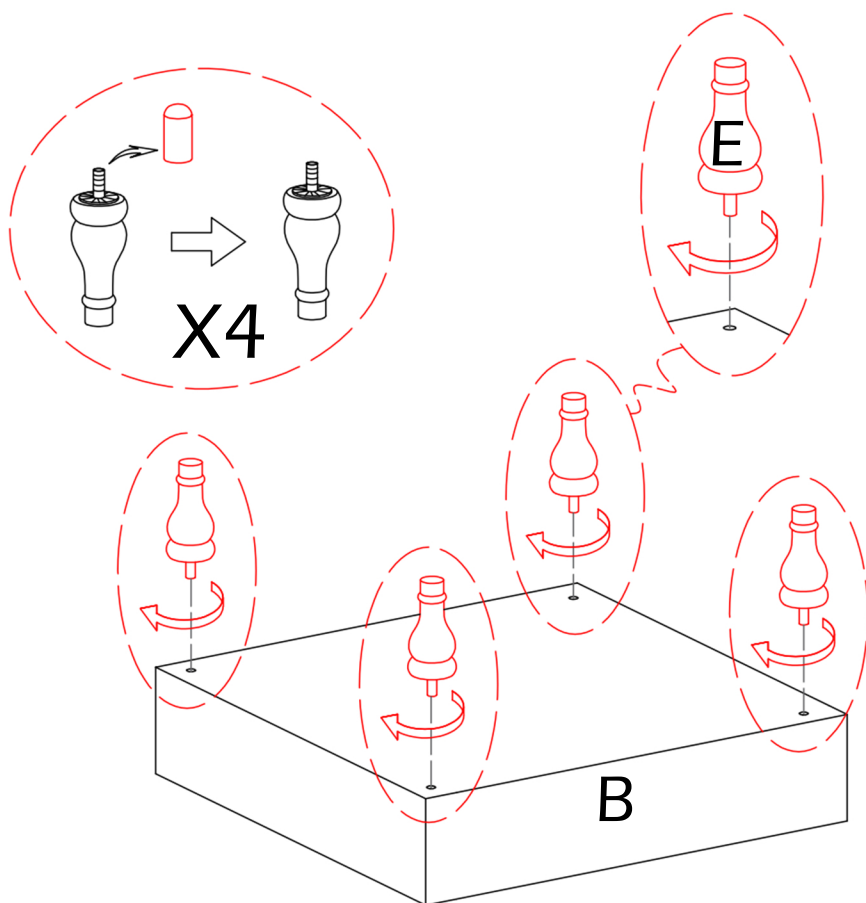


Wodden legs

Please make sure all hardware&packing material fitting the list.
Especially some small accessories may be missing during transportation. Please contact us if you have any question.

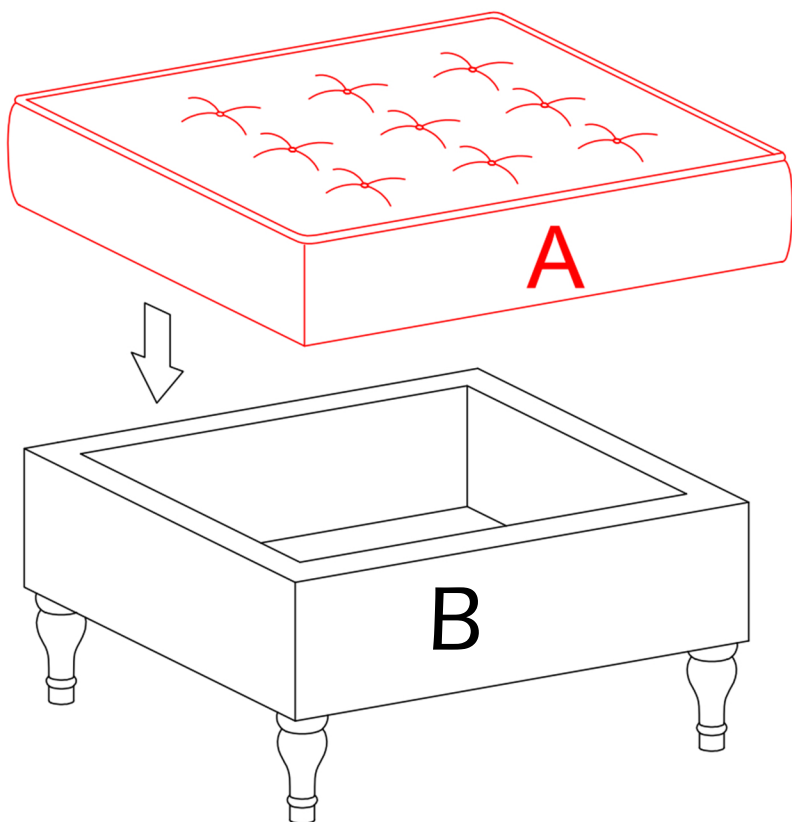
step 1

Please remember to remove the plastic caps from all sofa legs before attaching them. Flip the wooden sofa frame (B) over as shown. Gently twist each sofa leg (E) clockwise to screw it into the pre-drilled holes at all four corners of the frame.



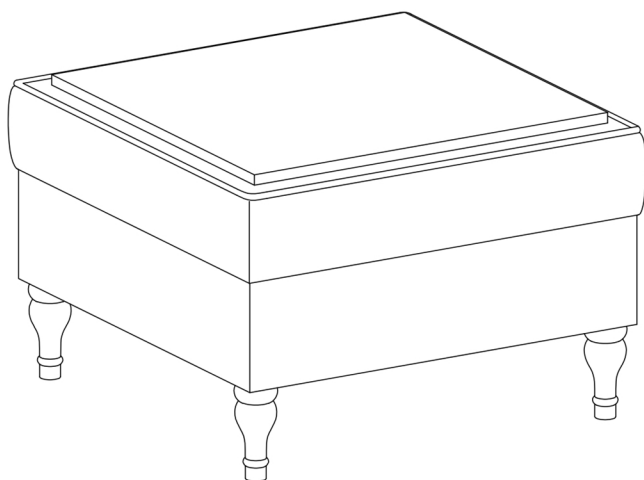
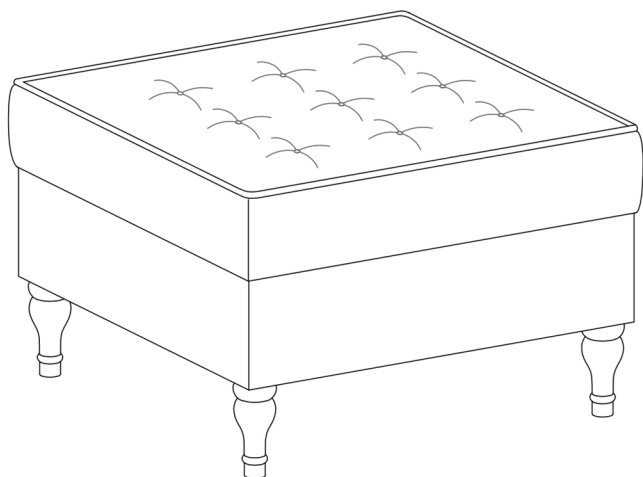
step 2

Place the ottoman top board (A) on the ottoman frame (B) as shown.



step 3

Congradualtions! The assembly has complete! Thank you again for choosing our product, please enjoy!





ASSEMBLY INSTRUCTIONS

Tel.(562)-781-3327

Please contact us:info@firstopintl.com

<https://www.dreamsidea.com>