

Manual

Notice



Read this assembly manual carefully, and verify that you have all the parts listed before you begin. Keep your assembly manual for future reference.



Move this stand gently with 2 persons.



Protect finishes by placing furniture pieces on a soft carpeted surface during assembly.



Do not place very hot/cold objects on top of any surface. Always use a coaster or mat. Never leave liquids on the surface: Clean immediately with a mild soap and a damp cloth. Never use scouring powder based cleanser. Don't touch the glass surface with a hard/acute object it may cause the glass to shatter.

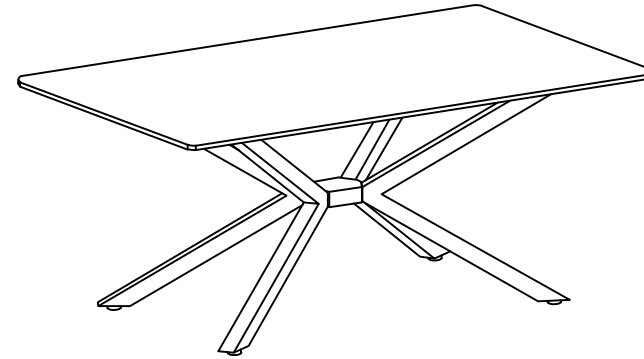


DO NOT ASSUME CHILD SAFETY WITH ANY PIECE OF FURNITURE!

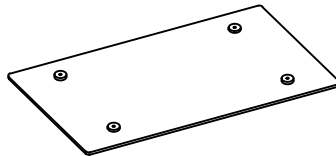
Do not allow children to climb on furniture. Improper use can cause death or serious injury. If you are placing a TV on top use safety straps on your TV to prevent the risk of a toppling television. Furniture straps fastened to a wall can also be used to help ensure safety.

Damaged parts or furniture put together incorrectly can lead to serious injuries. Make sure to follow instructions correctly.

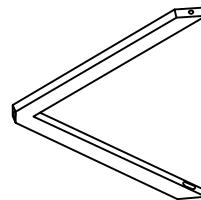
JCT6100



1. -1pc



2. -4pcs



3. -1pc



A. -4pcs



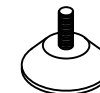
B. -4pcs



C. -1pc

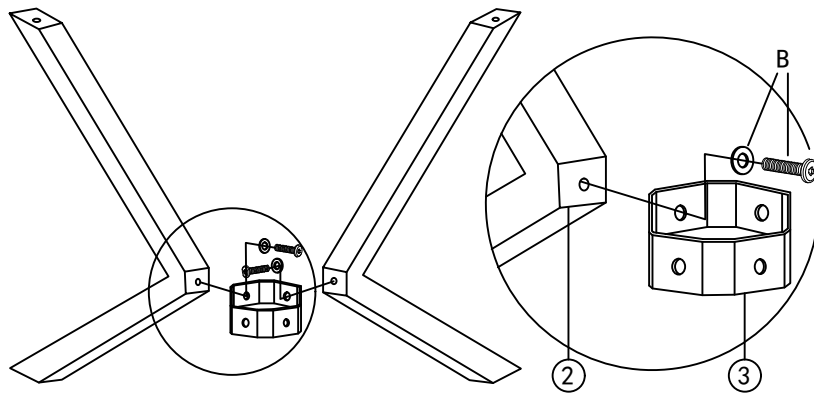


D. -4pcs



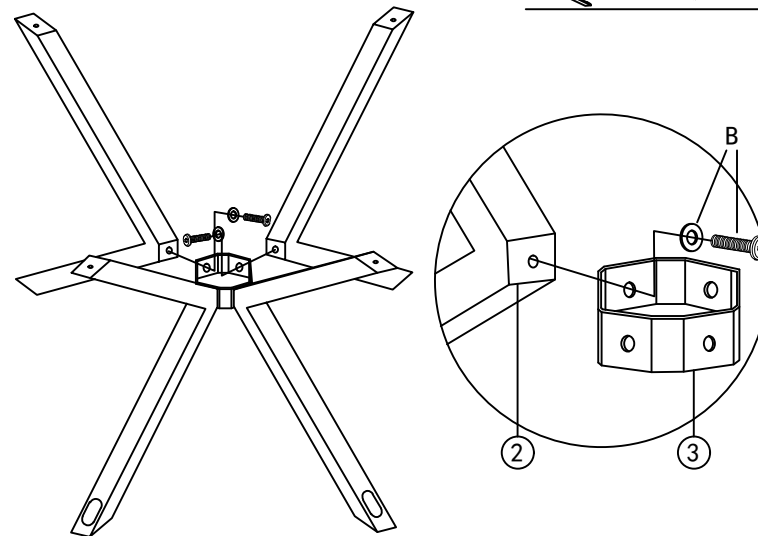
1

2. -2pcs 3. -1pc B. -2pcs



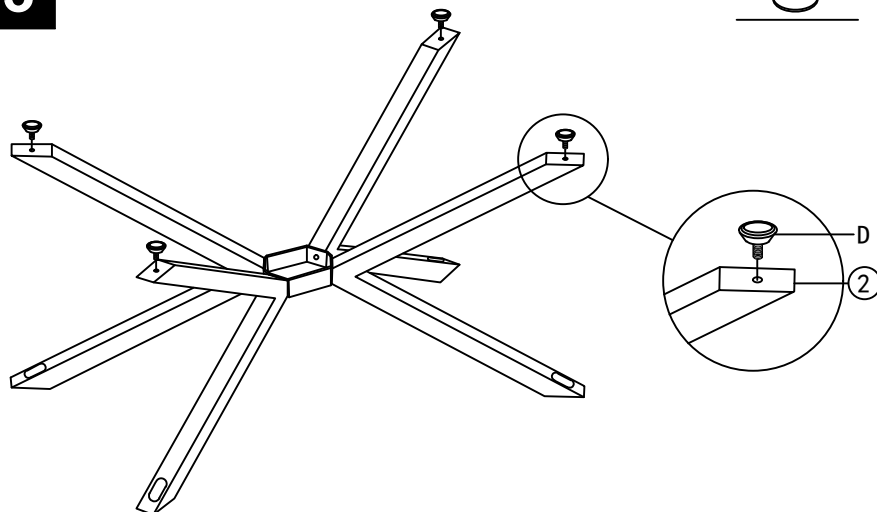
2

2. -2pcs B. -2pcs



3

D. -4pcs



4

1. -1pc A. -4pcs

