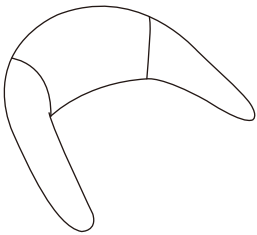



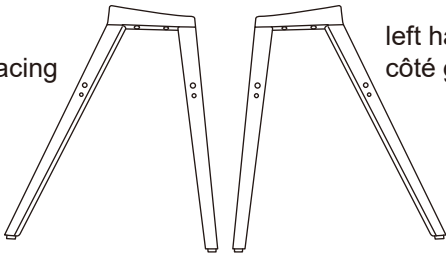
BEXLEY-DINING CHAIR 202-234

ASSEMBLY INSTRUCTIONS
INSTRUCTION D'ASSEMBLAGE

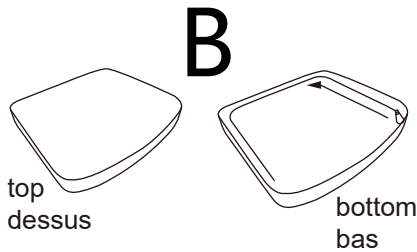


A

right hand facing
côté droit



C x 2



Please unzip before assembly
Veuillez décompresser avant l'assemblage

TURN TOP UPSIDE DOWN ON A SOFT WORKING SURFACE.
RETOURNEZ LE MEUBLE DANS L' AUTRE SENS SUR UNE
SURFACE DE TRAVAIL NON RIGIDE.

a M6*42MM+M6*18*1MM



8+1pcs/unites

b M6*30MM



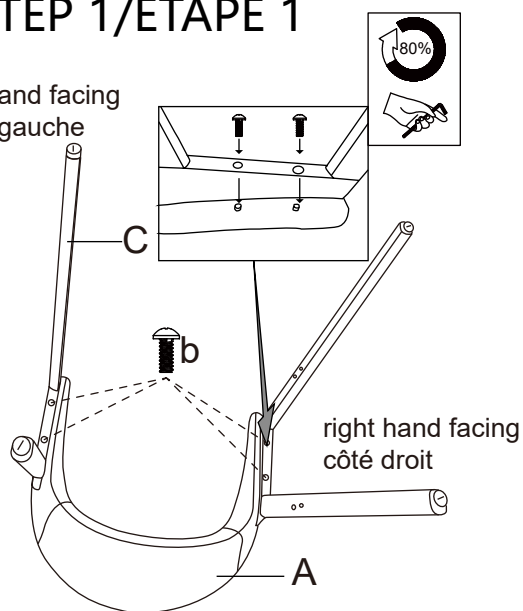
4+1pcs/unites

g M6



STEP 1/ETAPE 1

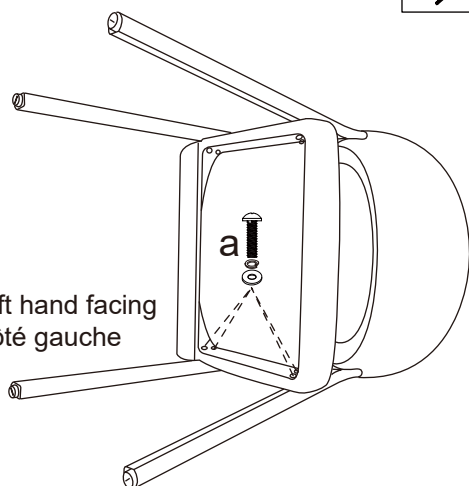
left hand facing
côté gauche



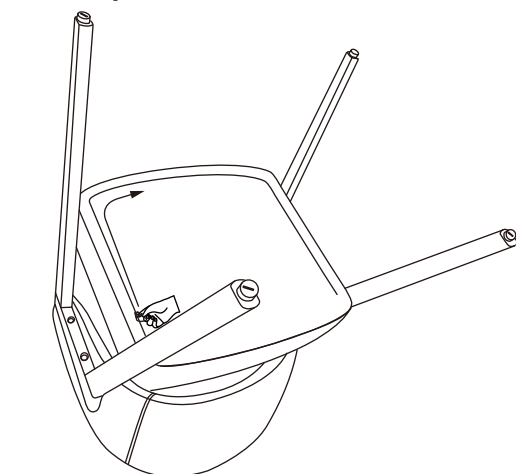
right hand facing
côté droit

STEP 3/ETAPE 3

left hand facing
côté gauche

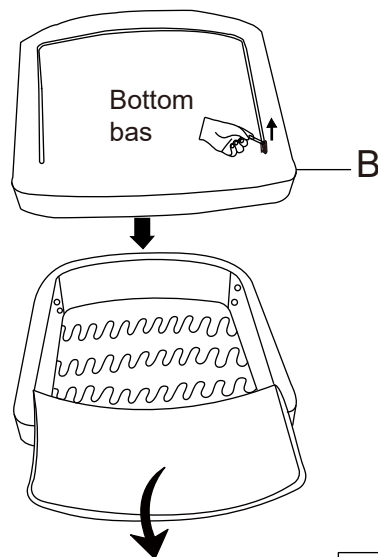


STEP 5/ETAPE 5

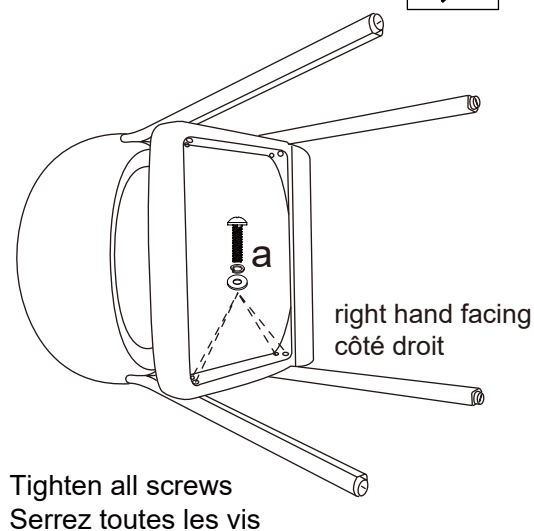


Zip up before use.
Refermer la fermeture éclair avant utilisation.

STEP 2/ETAPE 2



STEP 4/ETAPE 4



Tighten all screws
Serrez toutes les vis

