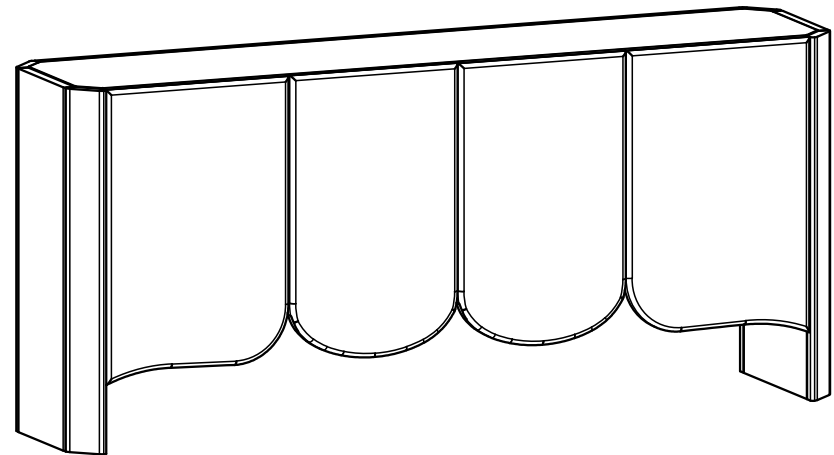


HOWIE 4 DOOR WOOD SIDEBORD

DESIGN # SFV8300A

Assembly Instructions



Need help?

Feel free to contact us via email or call
if you have any specific questions!

contact us:

cs@safavieh.com

866-422-9070

SAFAVIEH
C O U T U R E

Thanks for bringing
Safavieh Couture into
your home

Everything we make is incredibly
simple to set up, including your new
sideboard. You won't need any
additional tools.

Parts & hardware

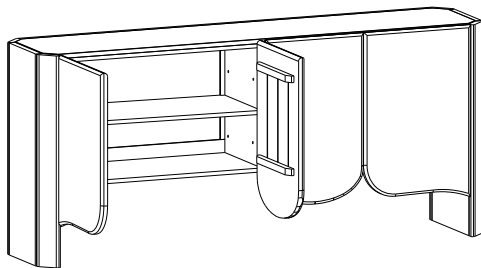
A x 2
Shelf



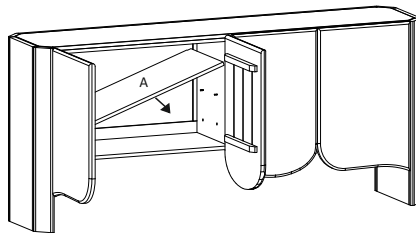
HW1 x 8
Shelf Pins



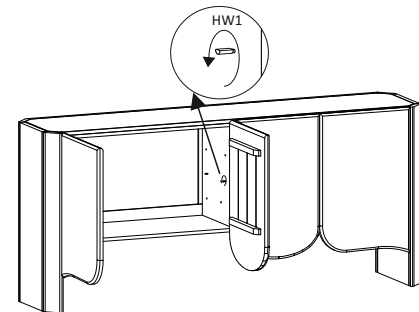
1. This sideboard is designed to allow for adjustable
shelf height, with three different height settings.



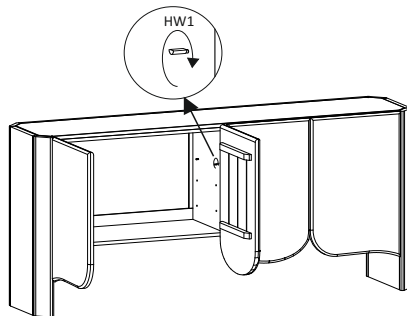
2. To adjust the shelf (A), simply tilt it slightly
and pull it outside.



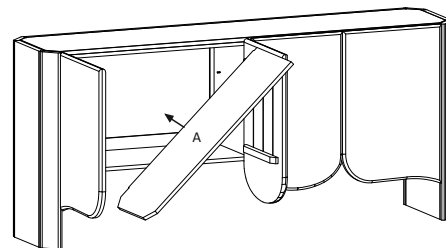
3. Then unscrew the shelf pins (HW1) and re-fix them at
your desired location.



4. Now tighten the pins (HW1) of the shelf in the given
holes.



5. Now tilt the shelf (A) and insert it and place the shelf
on top of the pins (HW1).



6. Your product is now ready for use.
we'd love to see it — just tag us
(we're @safavieh) and use the hashtag
#safavieh on Instagram!

