

NOTICE

- * Please make sure that you have all parts indicated and they are in good condition before you begin assembly of this item. Refer to part list and hardware list below for guidance.
- * This item should be assembled on a soft surface to prevent scratching the finish during assembly.
- * This item may require periodic tightening.
- * If you are having difficulty, our friendly Customer Care team is always here to help. Please email customersupport@safavieh.com

PREPARATION

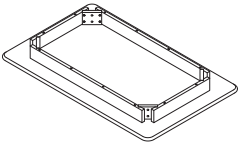
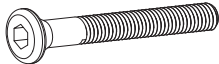
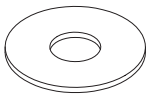
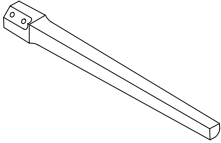


- * Before beginning assembly of product, make sure all parts are present. Compare parts with part contents list and hardware contents list.
- * If any part is missing or damaged, do not attempt to assemble the product.
- * Estimated Assembly Time : 10 minutes.
- * Tools required for Assembly (included) : Allen Key

CARE AND MAINTENANCE

WOOD CARE: Adhesive felt pads should always be applied to areas of furniture which make direct contact with flooring, said application will prevent damage to the furniture and or surfaces on which the furniture lies. Objects placed on articles of furniture should rest on nonabrasive material as to prevent damage to the wood finish. Wipe up spills immediately and avoid common hazards such as hot dishes, harsh solvents and abrasives. Cleaning should be done with a soft lint free cotton cloth dampened with water or furniture polish.

UPHOLSTERY CARE: To prevent overall soiling, frequent vacuuming or light brushing is recommended. Cushions and pillows should be turned on a weekly basis. Down-filled cushions should be brushed rather than vacuumed. Spot clean should undertake a complete overall cleaning. The use of steam or water-based cleaners may cause excessive shrinking or staining.

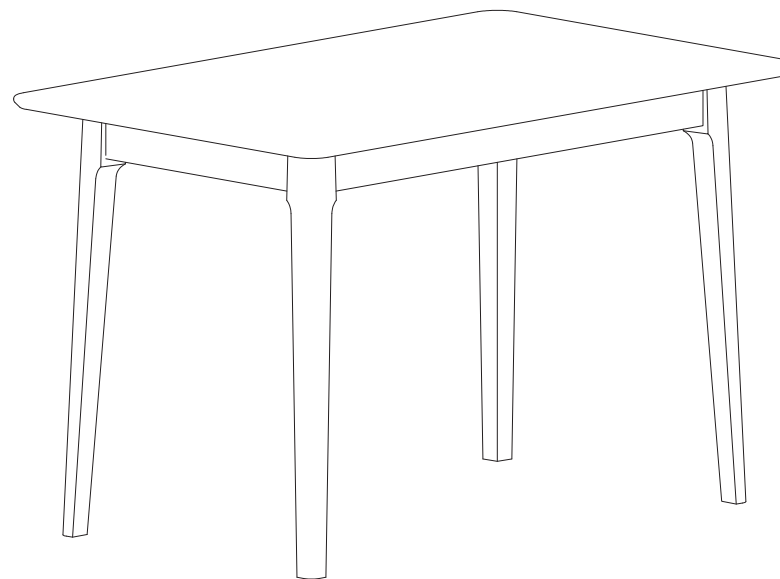
Part List and Hardware List

PIECE DESCRIPTION		PICTURE	QTY	PIECE	DESCRIPTION	PICTURE	QTY	PIECE	DESCRIPTION	PICTURE	QTY
A	Table Top		1x	HW 1	Jcbb Bolt M8x0.5x70mm		8x	HW 3	Flat Washer 8mm		8x
B	Table Leg		4x	HW 2	Spring Washer 8mm		8x	HW 4	Allen Key M5		1x



ITEM ID: DTB1409

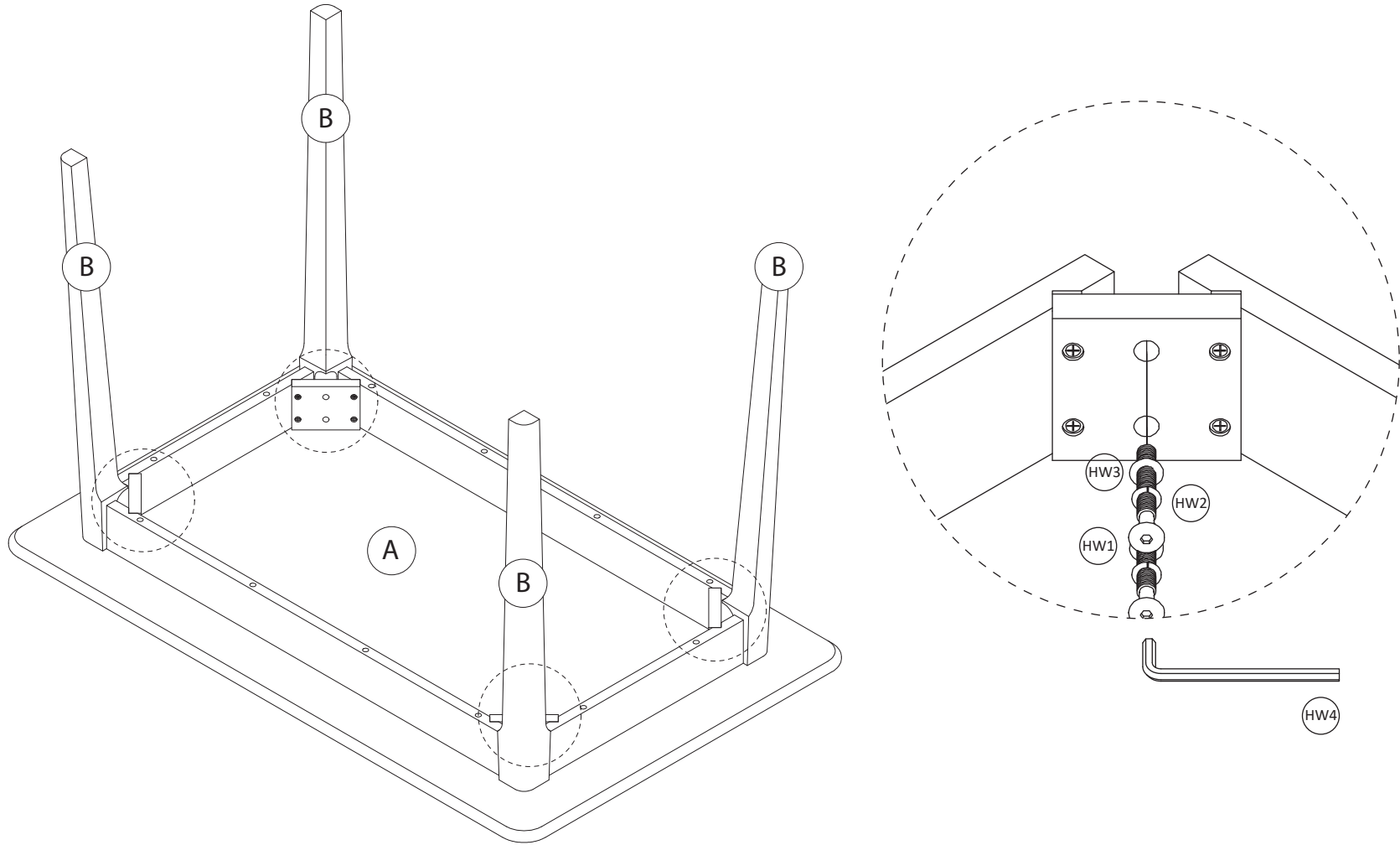
ITEM DIMENSION: 47.2"W x 29.5"D x 29.55"H



Weight capacity - 206 LBS
Warning : Do not stand on table.
Warning : Do not over torque bolts.

PREPARATION

- * Before beginning assembly of product, make sure all parts are present. Compare parts with part contents list and hardware contents list.
- * If any part is missing or damaged, do not attempt to assemble the product.
- * Estimated Assembly Time : 10 minutes.
- * Tools Required for Assembly (included) : Allen Key



Step 1 : Place the Table Leg (B) in position and screws in the bolts (HW1). Put washer (HW2,HW3) on the bolts (HW1) in the order shown in the picture.