


ASSEMBLY INSTRUCTION

N719P351870



Return & Warranty policy:

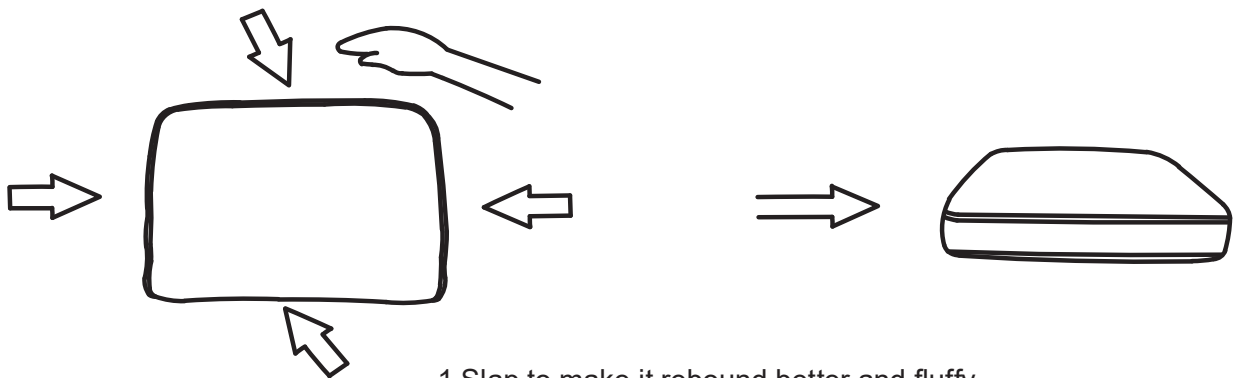
- We strive to offer the highest quality products, and we also try our best to satisfy each and every customer that orders from us with replacement parts or service as needed.
- If the item is damaged or defective, please take photos as evidence for replacements and refunds.
- Please do not return to store, contact the seller if you have any troubles with this product.

TIPS:

1. Please do not open the compressed packages until your sofa frame is completely assembled.

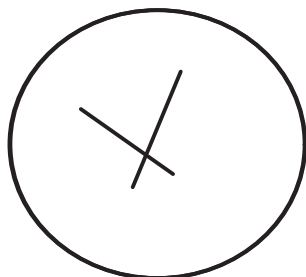
2. As the cushions are vacuum-compressed, please be patient and wait for the sofa to return to its fluffy state, which will take anywhere from 72 hours to a week.

3. If you notice any wrinkles, gently smooth them out with a warm iron; they will gradually disappear over time.



1. Slap to make it rebound better and fluffy.

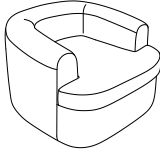
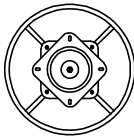



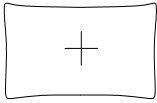
2. Knead your cushion like giving your cushion a massage while allowing the air to flow through the foam.

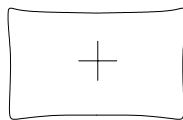


At least 72h

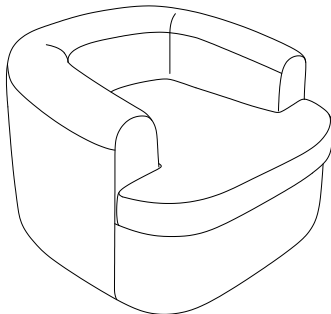
It might take up to 72 hours, please be patient.

PART LIST:

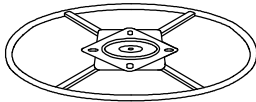
NO	DESCRIPTION	SKETCH	QTY	N719P351870 AX1 BX1 CX4 DX4 EX1 FX1
A	SOFA		1PC	
B	TURNTABLE		1PC	
C	SCREW		4PC+1	
D	GASKET		4PC+1	
E	ALLEN KEY		1PC	
F	PILLOW		1PC	



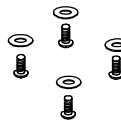
F



A

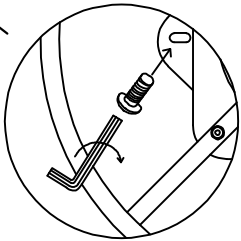
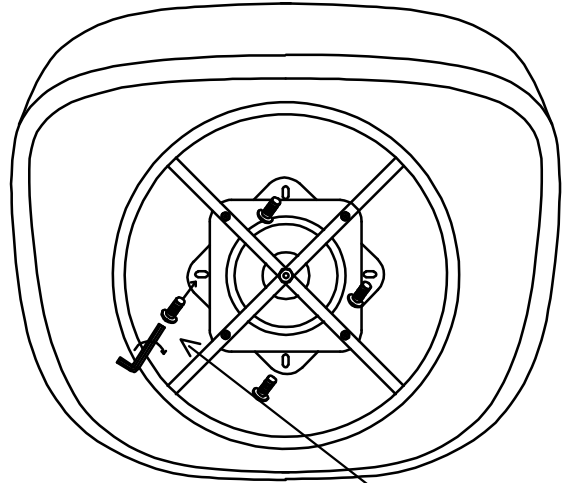

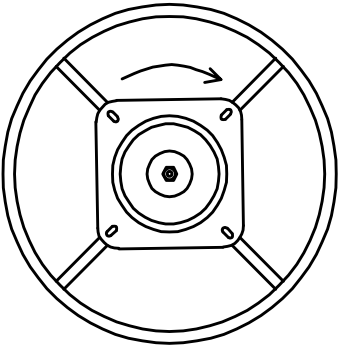
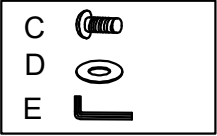


B



D

C



COMPLETE

