

# ASSEMBLY INSTRUCTIONS

1270019

## HARDWARE

Ax8



M6 x 45 mm

Bx8



Ø17 x 1.5 mm

Cx8



Ø13 x 1.5 mm

Dx1



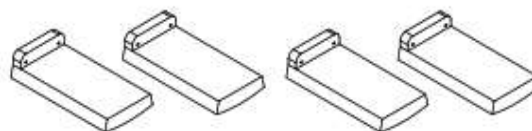
4 mm

## PARTS

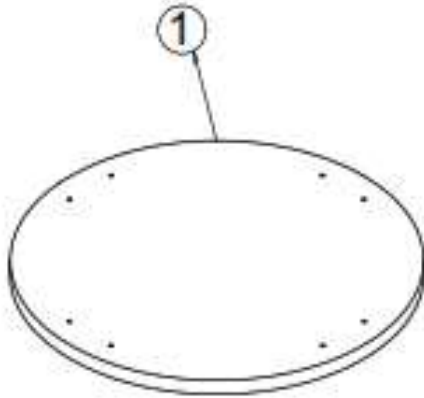
1x1



2x4

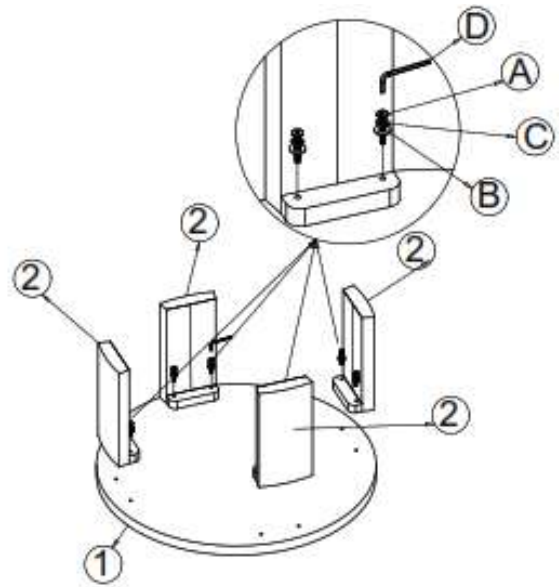


(1)



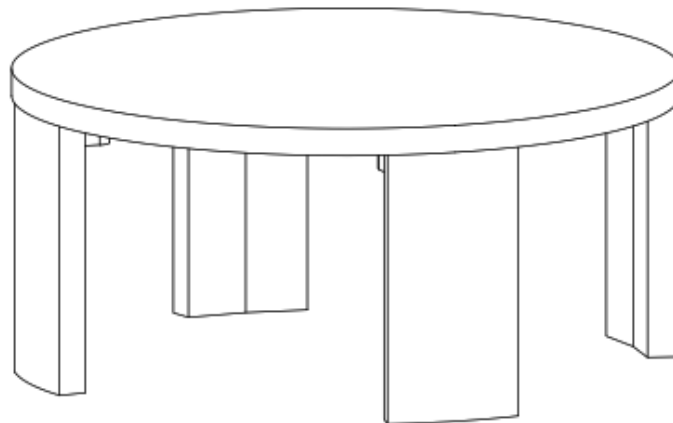
- Place Top Coffee Table (1) in the position as shown in the picture.

(2)



- Place the Leg (2) in the hole provided at the bottom of the Top Coffee Table (1), then insert the Bolt (A) with the Flat Washer (B) and Spring Washer (C) then tighten with the Allen key (D).
- Do the same with the other legs.

(3)



- Completed