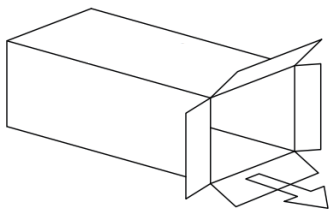


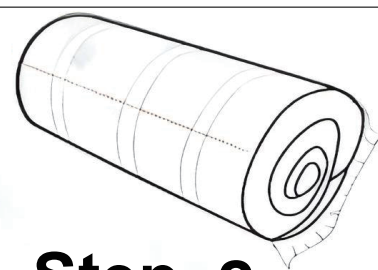
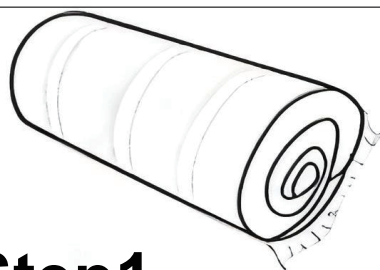
## ASSEMBLY INSTRUCTION

### STEP: 1



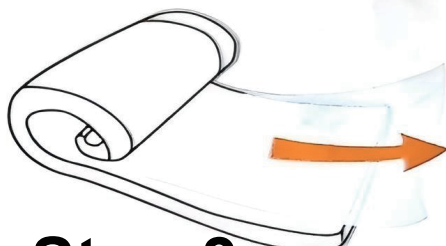
#### Step1

Carefully take the entire sofa out of the box and place it where you want to use it.



#### Step 2

Tear off the wrapping film in a circle.



#### Step 3

Roll the product along the edges and stretch it out to a flat surface.



#### Step4

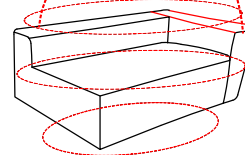
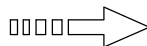
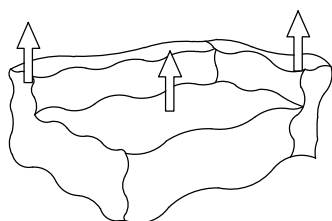
Carefully use a paper cutter or scissors along the edges of the product to unseal and decompressit.

## ASSEMBLY INSTRUCTION

### STEP: 2

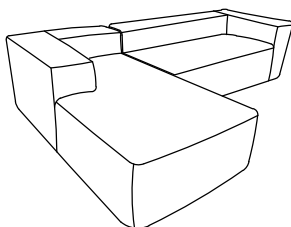
after about. **48 hours!**

You can gently pat the product to make it more plump.




## ASSEMBLY INSTRUCTION

### STEP: 3



#### Step1

Stitching as shown in the figure.



#### Step 2

Put in the backpack and pillow.

If you have any problems with the goods you purchased, please contact us via email at the address: [after-sales@163.com](mailto:after-sales@163.com). We will solve the issue for you!