

ASSEMBLY INSTRUCTIONS

1270024

HARDWARE

Ax4



M6 x 40 mm

Bx4



Ø17 x 1.5 mm

Cx4



Ø13 x 1.5 mm

Dx1



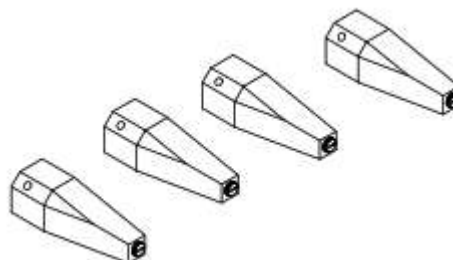
4 mm

PARTS

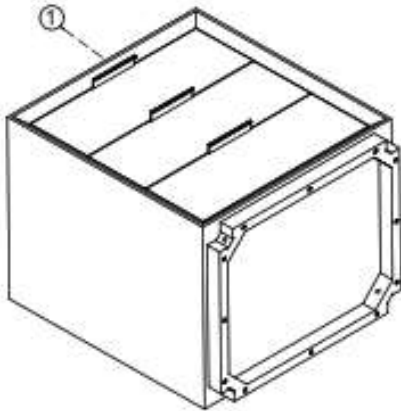
1x1



2x4

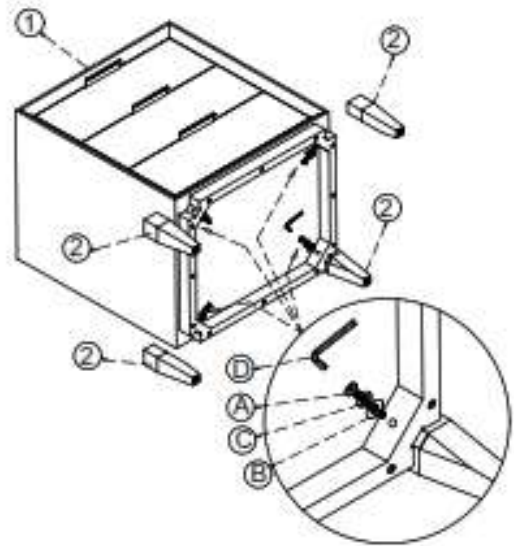


(1)



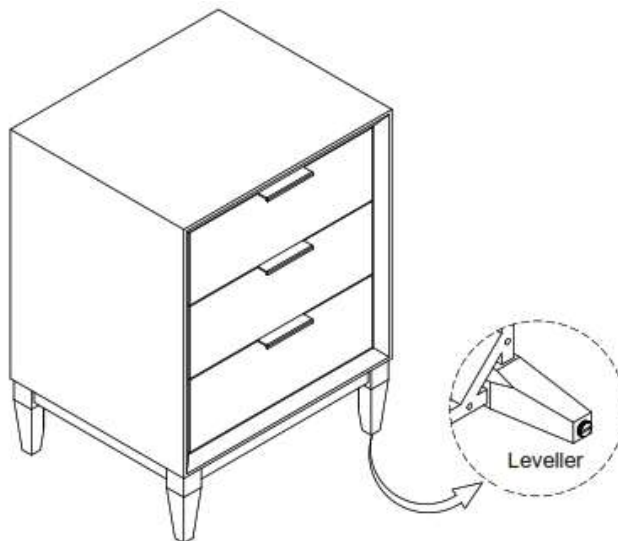
- Place Nightstand (1) in the position as shown in the picture.

(2)



- Place the Leg (2) in the hole provided at the bottom of the Nightstand (1), then insert the Bolt (A) with the Flat Washer (B) and Spring Washer (C) then tighten with the Allen key (D).
- Do the same with the other legs.

(3)



A Leveler is provided at the bottom of the leg to balance on uneven surface

- Completed