

ASSEMBLY INSTRUCTIONS

1270020

HARDWARE

Ax16



M8 x 50 mm

Bx16



Ø23 x 1.5 mm

Cx16



Ø17 x 1.5 mm

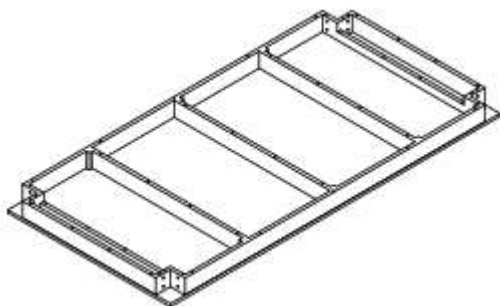
Dx1



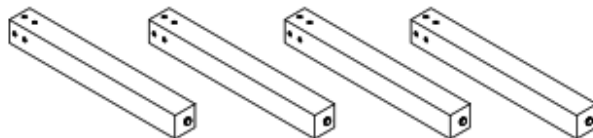
5 mm

PARTS

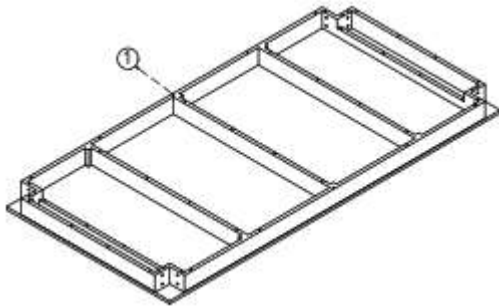
1x1



2x4

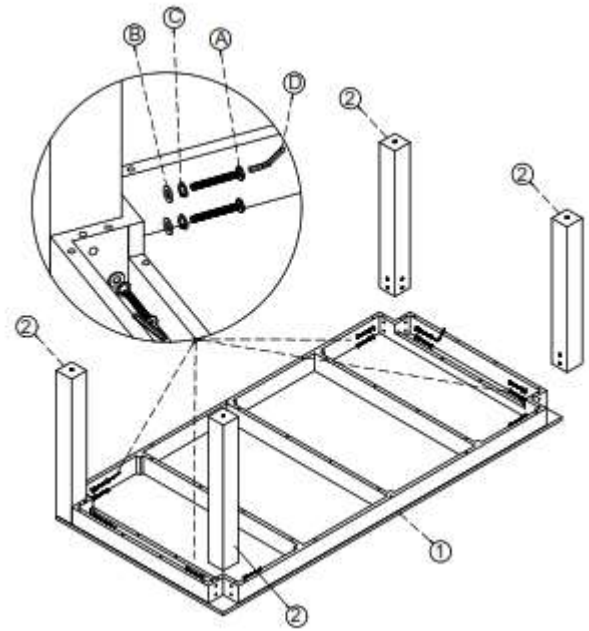


(1)



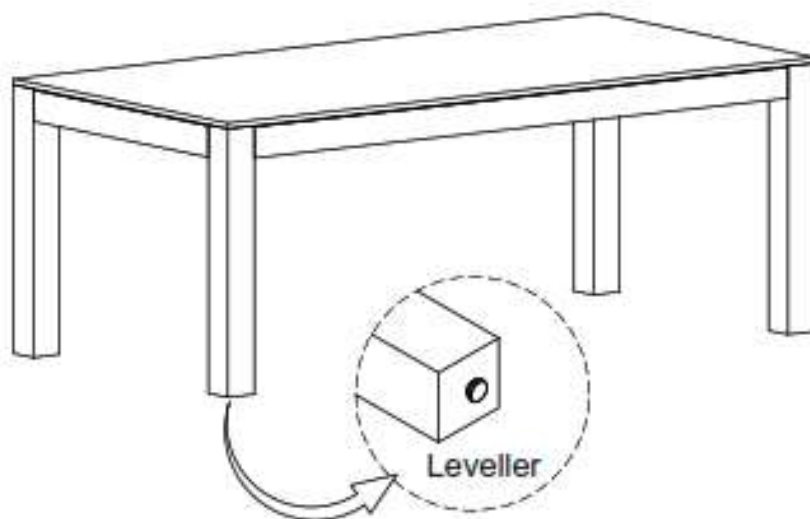
- Place Dining Table (1) in the position as shown in the picture.

(2)



- Place the Leg (2) in the hole provided at the bottom of the Dining Table (1), then insert the Bolt (A) with the Flat Washer (B) and Spring Washer (C) then tighten with the Allen key (D).
- Do the same with the other legs.

(3)



A Leveler is provided at the bottom of the leg to balance on uneven surface

- Completed