
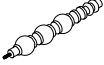


ASSEMBLY INSTRUCTION

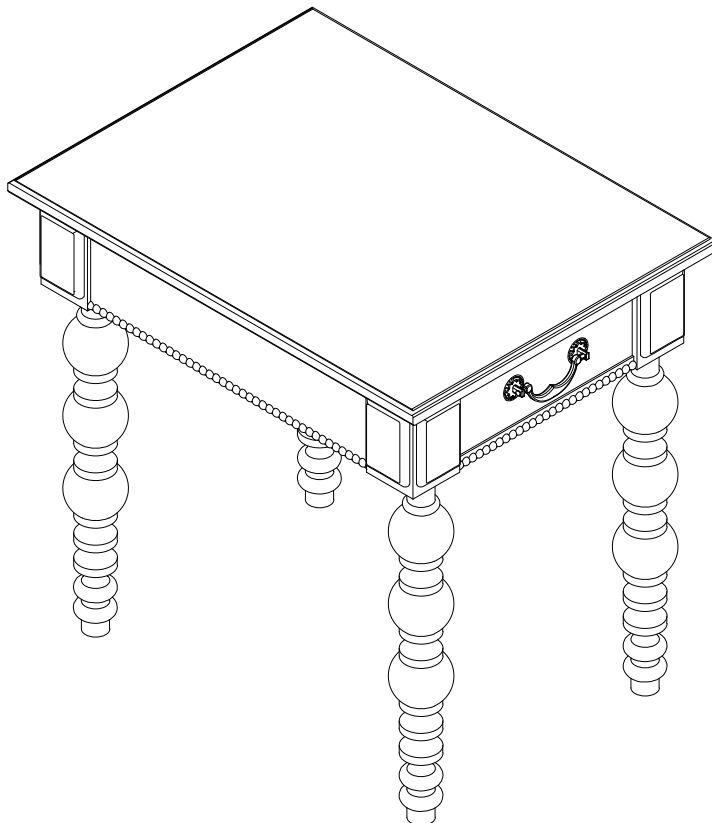
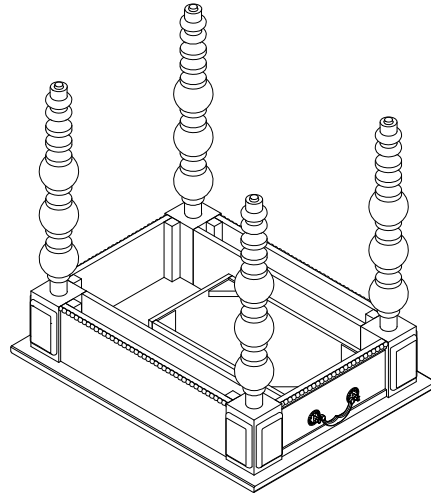
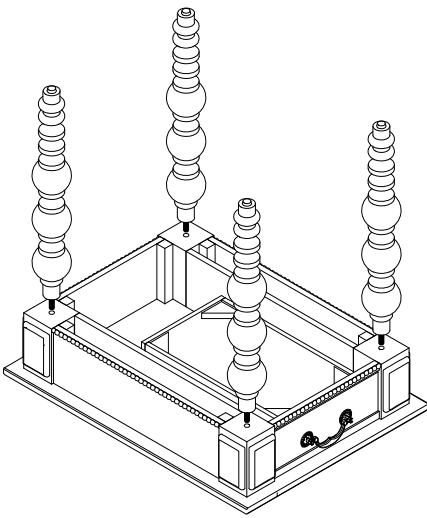
ITEM NO: FSH2548 END TABLE

Thank you for purchasing this quality product. Be sure to check all packing material carefully for small parts which may have come loose inside the carton during shipment. Separate, identify and count all parts and metal hardware. Compare with parts list to be sure all parts are present. If any part(s) are missing or damaged, please contact your local furniture dealer. For efficient and speedy service, please indicate the model number and code letter of part(s) needed.

*** Do not fully tighten bolts until fully assembled ***

No.	COMPONENT LIST		Q'ty	No.	COMPONENT LIST		Q'ty
(A)		TABLE TOP FRAME	1pc	(B)		LEGS	4pcs

USE THE HAND ASSEMBLY LEG (B) TO TABLE TOP (A)
CLOCKWISE



FINISH .
THANK YOU !

MADE IN VIETNAM