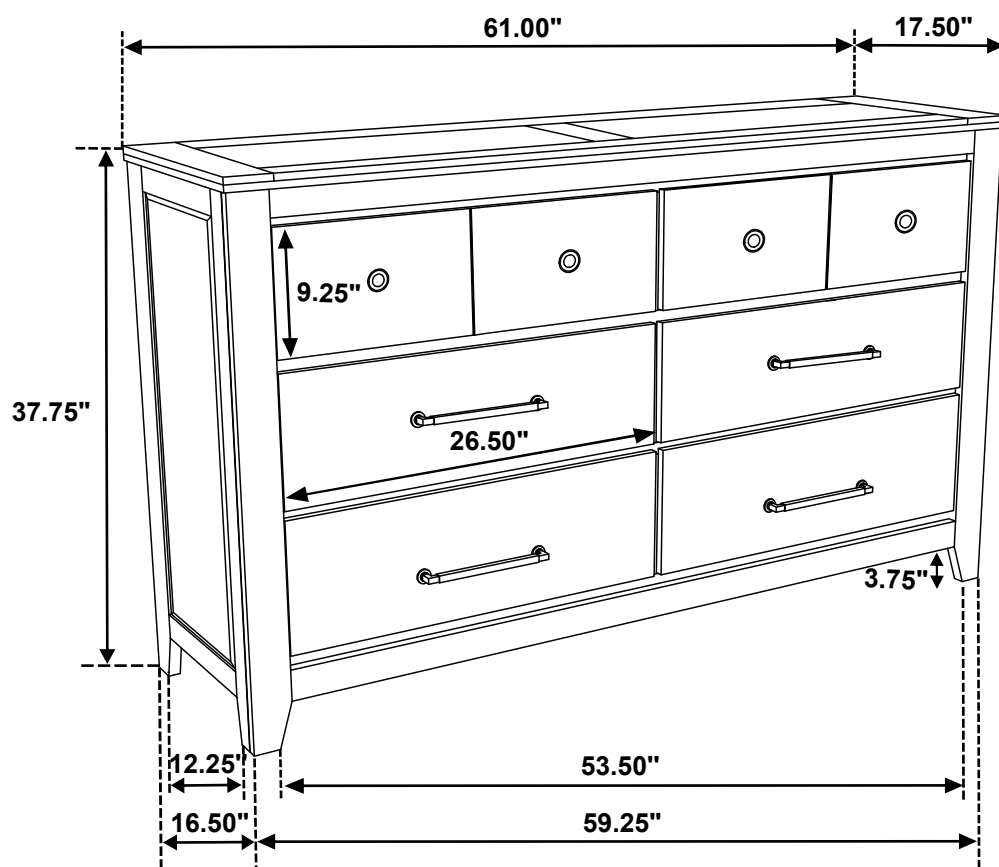


ITEM: **207533**




Inner Size of Drawer : 24.50"W x 12.75"D x 6.25"H x 0.25"T



Note : Dimension tolerance $\pm 5\%$

ASSEMBLY INSTRUCTIONS
COASTER FINE FURNITURE



Fine Furniture for every stage of life

207534
Mirror

ITEM: **207534**



ASSEMBLY INSTRUCTIONS

ASSEMBLY TIPS:

1. Remove hardware from box and sort by size.
2. Please check to see that all hardware and parts are present prior to start of assembly.
3. Please follow attached instructions in the same sequence as numbered to assure fast & easy assembly.



WARNING!

1. Don't attempt to repair or modify parts that are broken or defective. Please contact the store immediately.
2. This product is for home use only and not intended for commercial establishments.



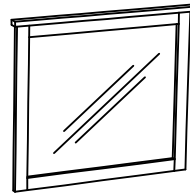
ASSEMBLY TIME

10 MINUTES

PARTS IDENTIFICATION

A MIRROR

1PC



B DRESSER FROM
BOX ITEM #207533

1PC



C MIRROR SUPPORT
(PACK WITH DRESSER)

2PCS



HARDWARE IDENTIFICATION

1 FLAT HEAD SCREW
(M4 x 32mm - RBW)

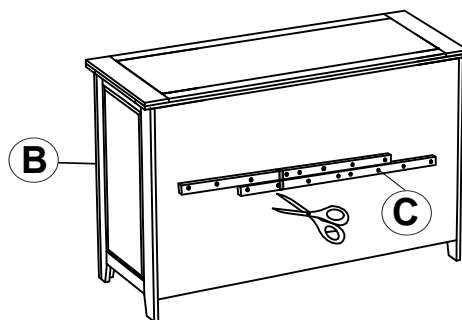
10PCS



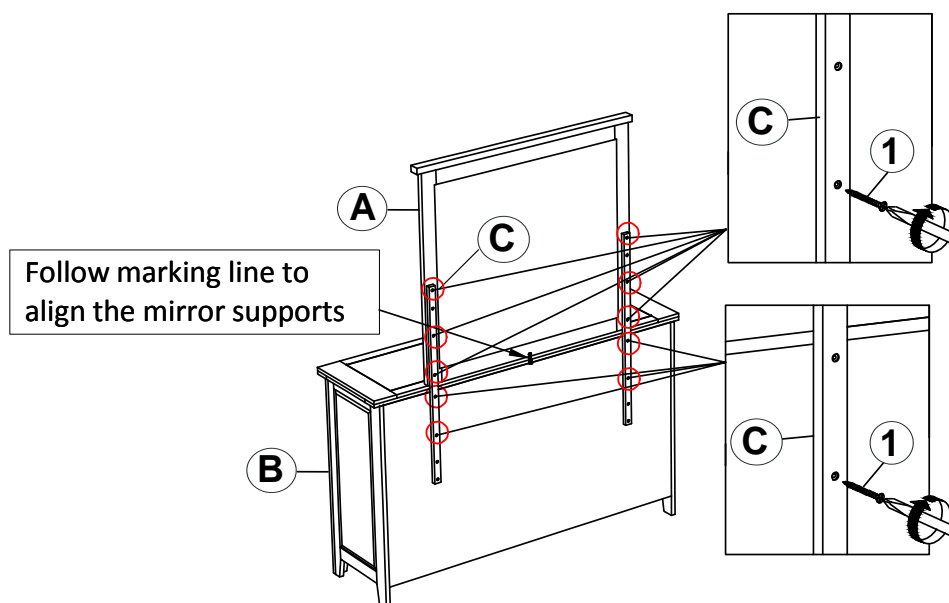
NOTE:

Phillips head screw driver is required in the assembly process; however, manufacturer does not provide this item.


STEP 1



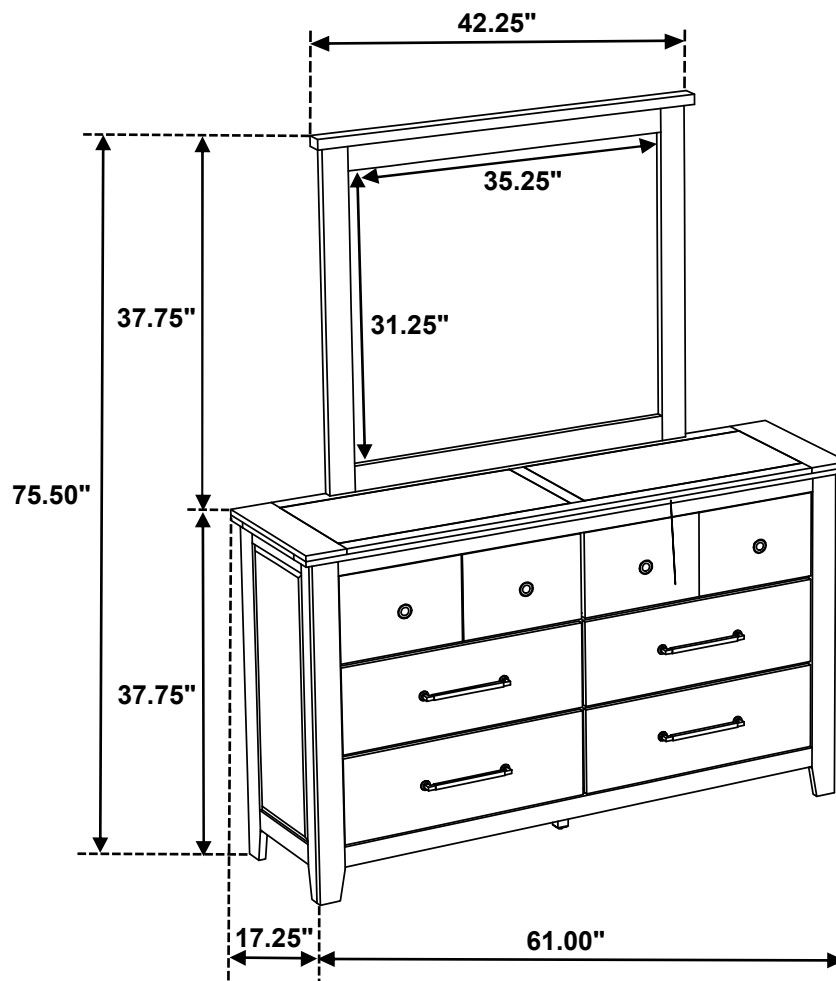
STEP 2



STEP 3
COMPLETE



ITEM: **207534**



Note : Dimension tolerance $\pm 5\%$