



ASSEMBLY INSTRUCTIONS

COASTER FINE FURNITURE



Fine Furniture for every stage of life

205301Q (B1-B3)

Queen Bed

ITEM: 205301Q (B1-B3)



ASSEMBLY INSTRUCTIONS


ASSEMBLY TIPS:

1. Remove hardware from box and sort by size.
2. Please check to see that all hardware and parts are present prior to start of assembly.
3. Please follow attached instructions in the same sequence as numbered to assure fast & easy assembly.



WARNING!

1. Don't attempt to repair or modify parts that are broken or defective. Please contact the store immediately.
2. This product is for home use only and not intended for commercial establishments.







ASSEMBLY TIME




20 MINUTES

PARTS IDENTIFICATION

B1 (BOX 1)

A	HEADBOARD PANEL		1PC
B	LEFT HEADBOARD LEG		1PC
C	RIGHT HEADBOARD LEG		1PC
D	HEADBOARD BOTTOM RAIL		1PC

B2 (BOX 2)

E	FOOTBOARD		1PC
F	BED SLAT		4PCS
G	BED SLAT SUPPORT WITH LEVELER		4PCS

B3 (BOX 3)

H	BED RAIL		2PCS
---	----------	--	------

NOTE:

Phillips head screw driver is required in the assembly process; however, manufacturer does not provide this item.

ITEM: 205301Q (B1-B3)



ASSEMBLY INSTRUCTIONS

ASSEMBLY TIPS:

1. Remove hardware from box and sort by size.
2. Please check to see that all hardware and parts are present prior to start of assembly.
3. Please follow attached instructions in the same sequence as numbered to assure fast & easy assembly.

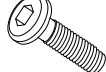

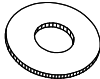
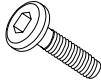







WARNING!

1. Don't attempt to repair or modify parts that are broken or defective. Please contact the store immediately.
2. This product is for home use only and not intended for commercial establishments.

HARDWARE IDENTIFICATION

Z-B1 (BOX 1) - HARDWARE PACK IS LOCATED IN 205301Q (B1)

1	LONG BOLT (M8 x 40mm - BLK)		6PCS
2	BIG LOCK WASHER (M8 - BLK)		6PCS
3	BIG FLAT WASHER (M8 x 18mm - BLK)		6PCS
4	SHORT BOLT (M6 x 35mm - BLK)		4PCS
5	SMALL LOCK WASHER (M6 - BLK)		4PCS
6	SMALL FLAT WASHER (M6 x 13mm - BLK)		4PCS
7	PAN HEAD SCREW (M4 x 30mm - BLK)		8PCS
8	SMALL ALLEN WRENCH (M4 x 65mm - BLK)		1PC
9	BIG ALLEN WRENCH (M5 x 65mm - BLK)		1PC

NOTE:

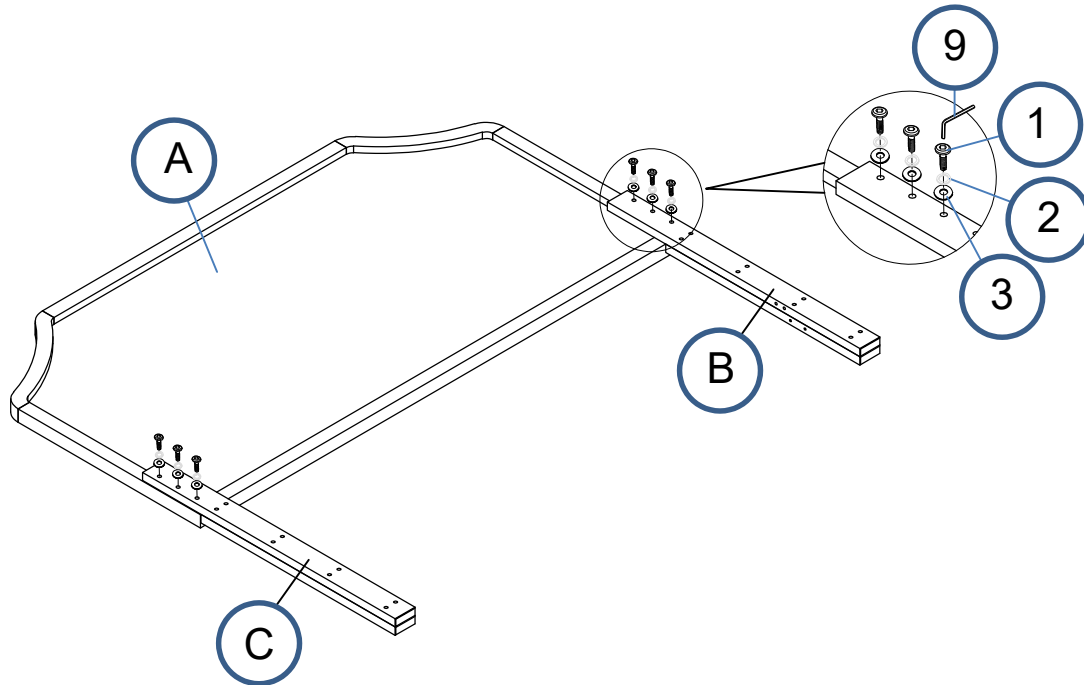
Phillips head screw driver is required in the assembly process; however, manufacturer does not provide this item.

ITEM: **205301Q (B1-B3)**



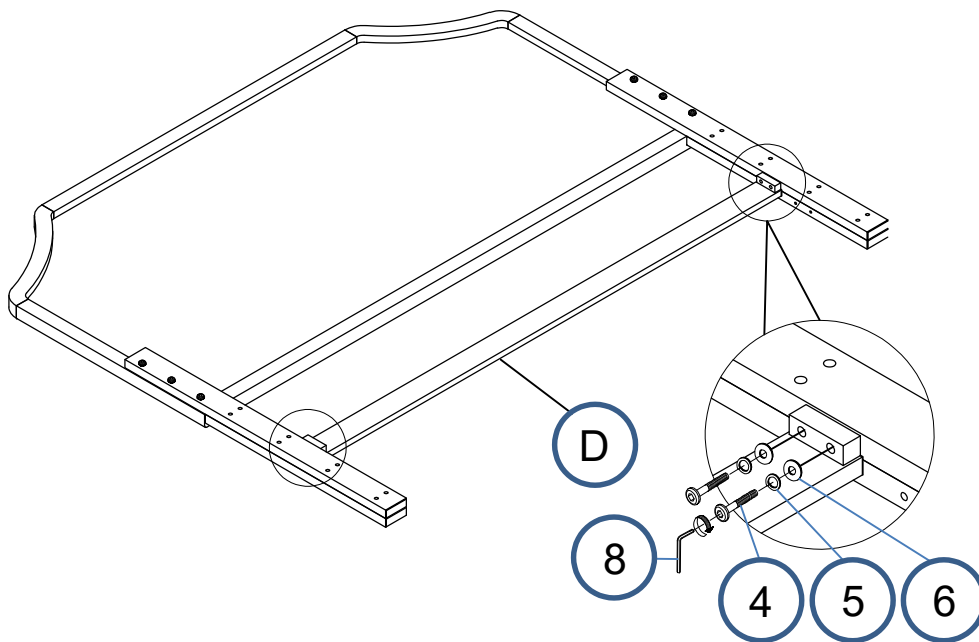
ASSEMBLY INSTRUCTIONS

STEP 1



BACK VIEW

STEP 2

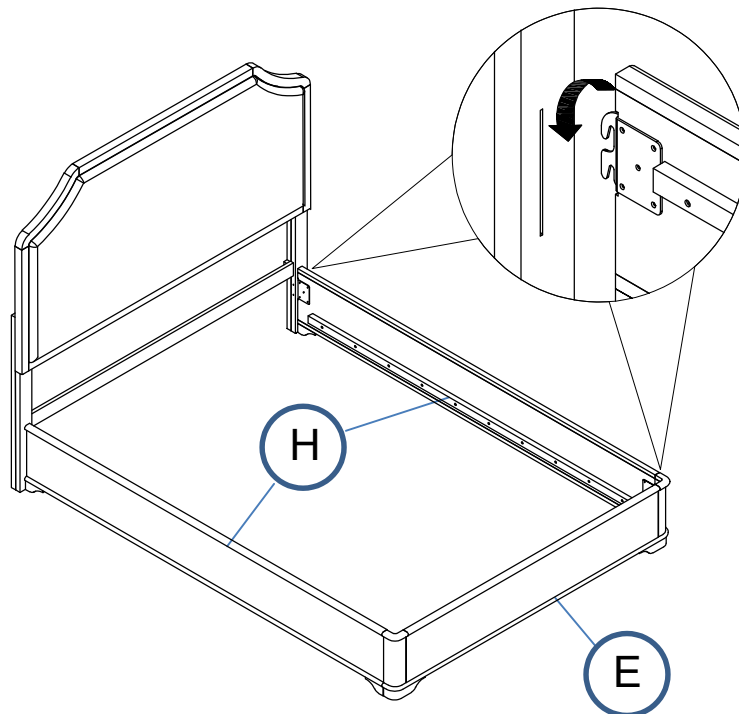


ITEM: **205301Q (B1-B3)**

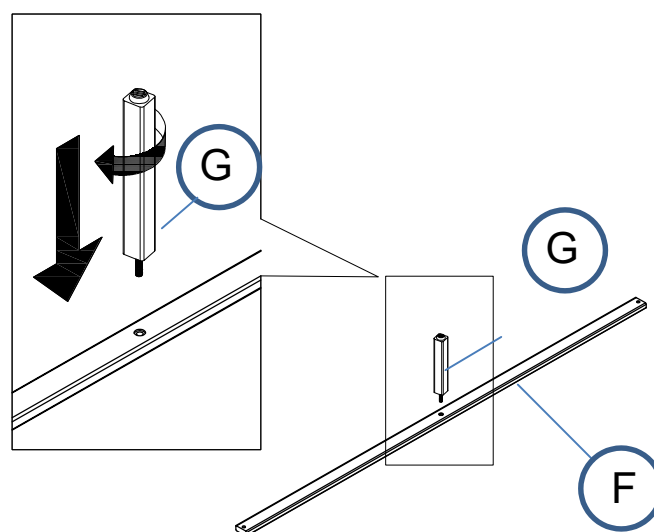


ASSEMBLY INSTRUCTIONS

STEP 3



STEP 4

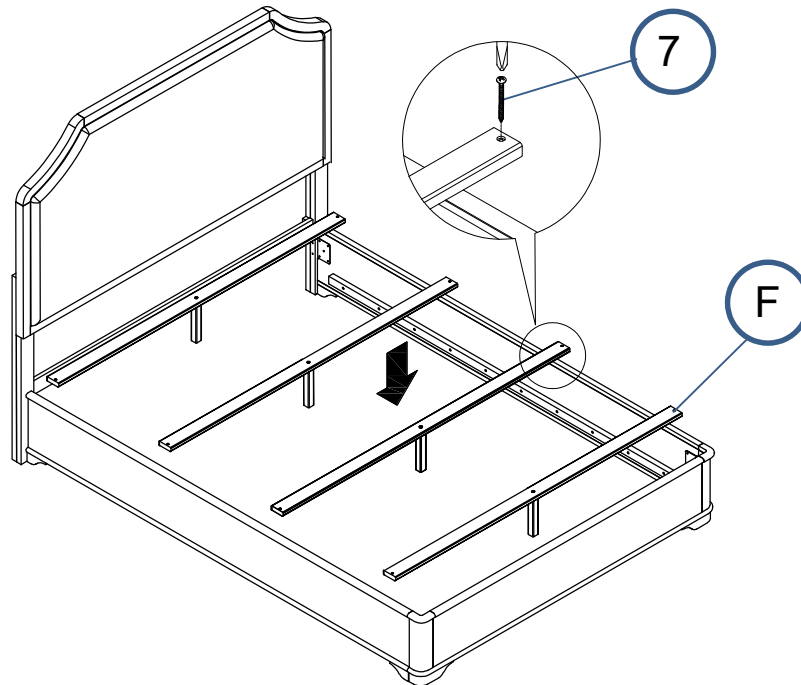


ITEM: **205301Q (B1-B3)**

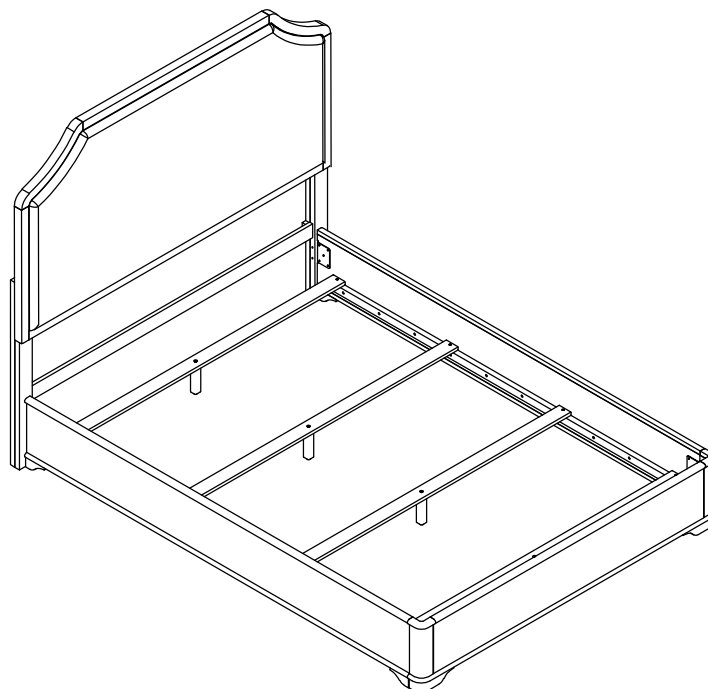


ASSEMBLY INSTRUCTIONS

STEP 5



STEP 6 **COMPLETE**





Technical drawing of a bed frame with dimensions:

- Overall width: 65.25"
- Overall height: 57.50"
- Headboard height: 31.00"
- Headboard width: 60.00"
- Headboard depth: 17.25"
- Footboard width: 60.75"
- Footboard height: 6.50"
- Footboard depth: 6.25"
- Footboard height (corner): 11.75"
- Footboard height (corner): 2.00"
- Footboard width (inner): 77.25"
- Footboard width (outer): 86.00"
- Footboard width (inner): 53.00"
- Footboard width (outer): 62.00"

COASTERFURNITURE.COM