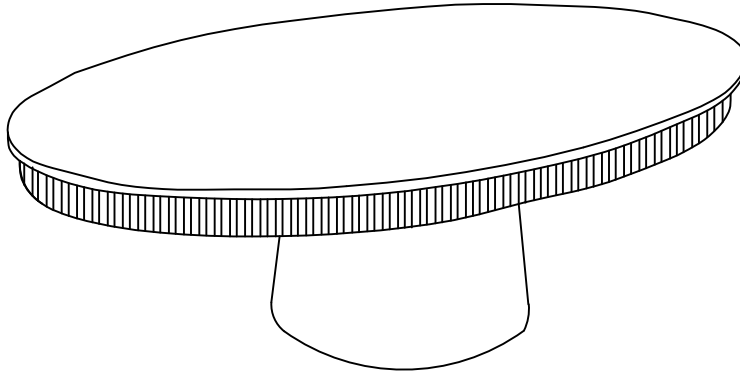




# ASSEMBLY INSTRUCTION




## JM117-Oval coffee table



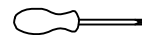
### Part list

No.	Parts	Description	QTY
A		tabletop	1
B		FOOT	1

### Hardware

No.	Parts	Description	QTY
1		Bolt M8 *30mm	4
2		Flat Washer 8	4
3		spanner5#	1

ASSEMBLY TOOLS REQUIRED( NOT INCLUDED)



PLEASE BE CAREFUL DO NOT DAMAGE THE HOLE POSITION WHEN YOU USE POWER TOOLS!

## STEP 1

Mount base (B) onto panel (A) using bolt (1) with washer (2), and tighten it with a hex wrench (3)

