


# ASSEMBLY INSTRUCTION



## **Return & Warranty policy:**

- We strive to offer the highest quality products, and we also try our best to satisfy each and every customer who orders from us with replacement parts or services as needed.
- If the item is damaged or defective, please take photos as evidence for replacements and refunds.
- Please do not return to store, contact the seller if you have any trouble with this product.

**Page : 1 of 8**

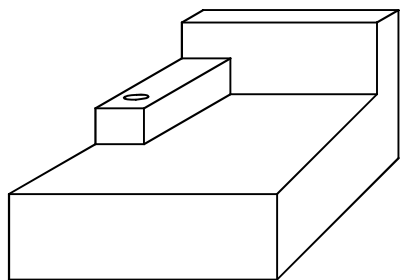
## **TIPS**

1. The sectional sofa comes in 2 separate boxes, might be delivered at different times. Please wait several days patiently.
2. Due to differences of light effects, the actual color of the materials might be slightly different from the pictures.
3. No Assembly Required. This sofa can free you from the stereotyped nightmare of furniture assembly.
4. Due to package compression for better shipment, the fabric may have wrinkles.
5. Please take all packages out and pat every part to make it rebound better and fluffier, so that it can restore to picture-like status.
6. Please keep children away from the plastic bags.

**Page : 2 of 8**

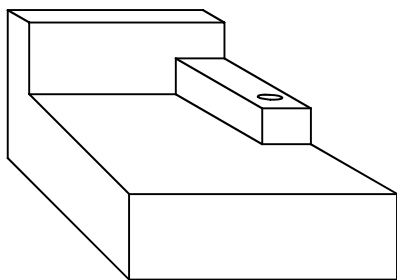
## ASSEMBLY PART

**A.**



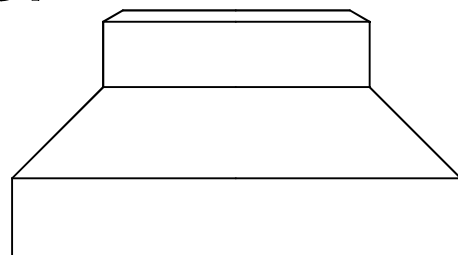
**1PC**

**B.**




**1PC**

**C.**




**1PC**

**D.**



**4PCS**

**E.**



**2PCS**

**F.**



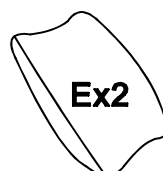
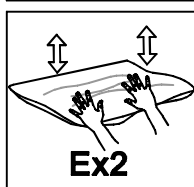
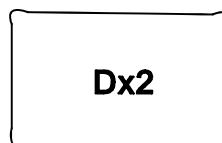
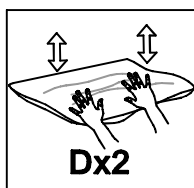
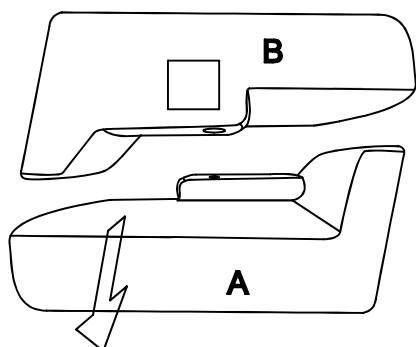
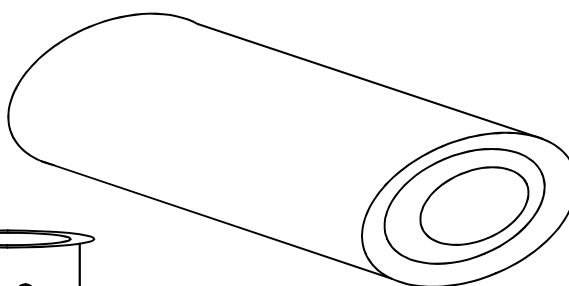
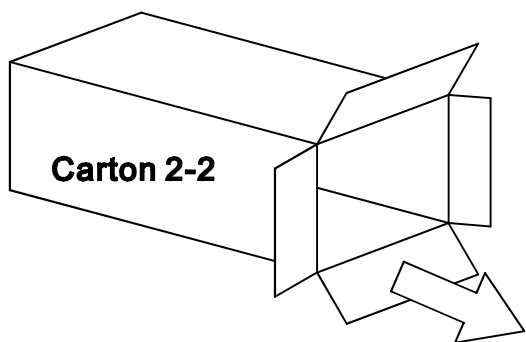
**2PCS**

Page : 3 of 8

## ASSEMBLY INSTRUCTION

**STEP 1:**  
Take out the sofa body and cushions from box.

**Cartong 2/2**



**Tap the pillow and back cushion according to the picture.**

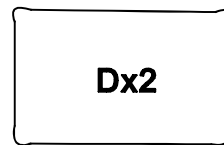
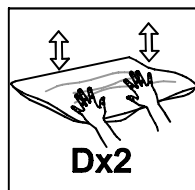
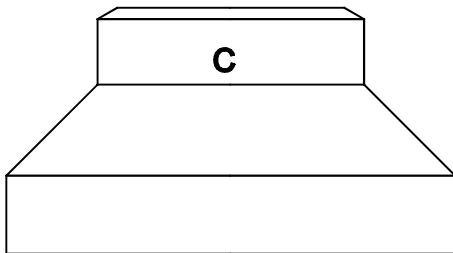
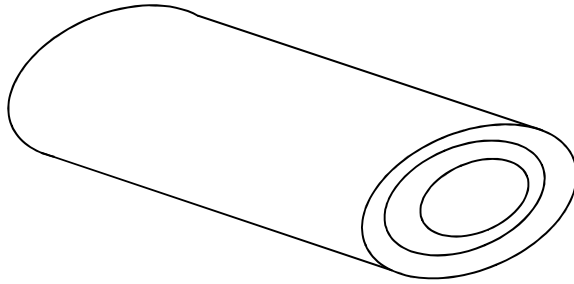
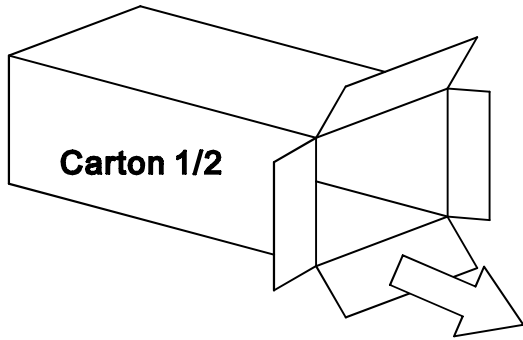
**Packing List**

Page : 4 of 8

## ASSEMBLY PART

**STEP 2:**  
Take out the sofa body and cushions from box.

Cartong 1/2



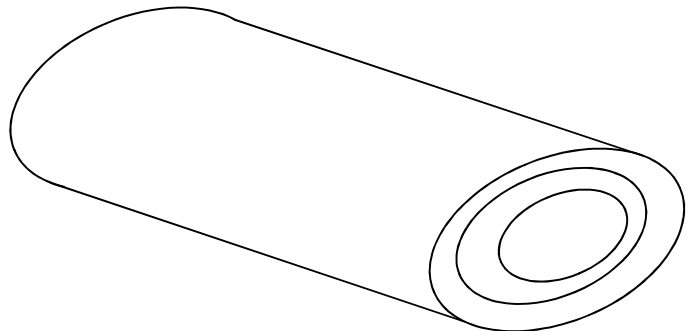
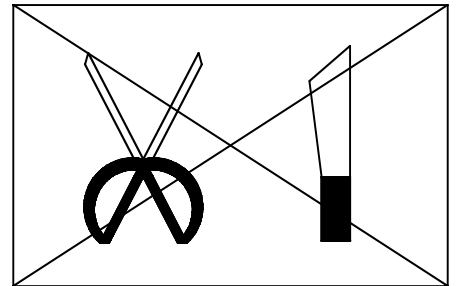
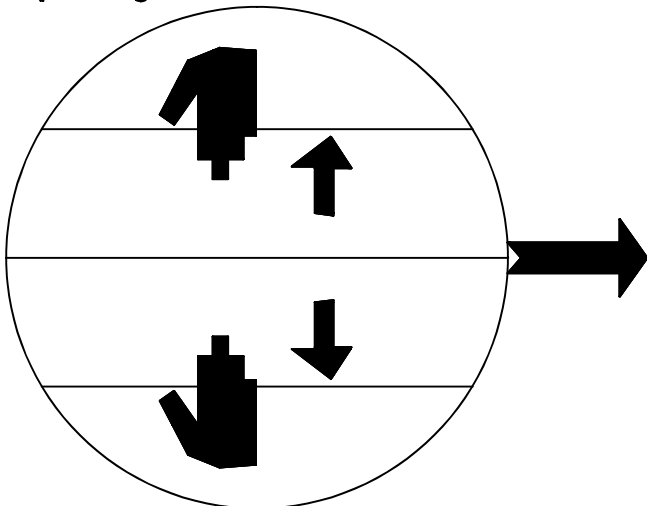
Tap the pillow and  
back cushion  
according  
to the picture.

Packing List

Page : 5 of 8

## ASSEMBLY INSTRUCTION

**STEP 3:**  
Open the package.


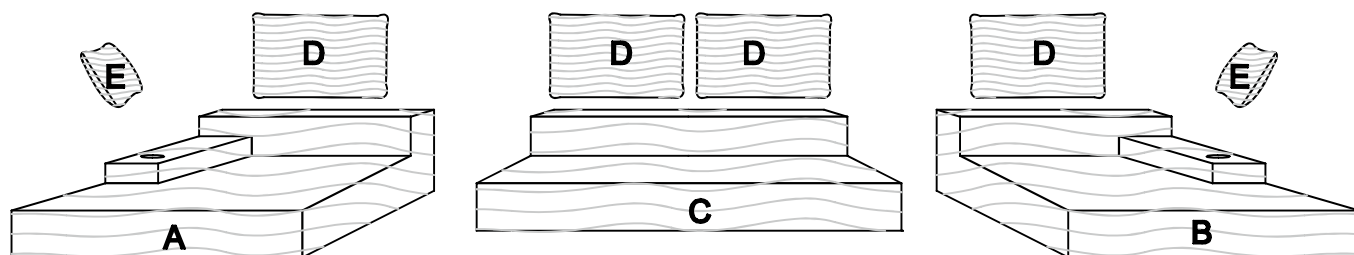


**Attention:**  
1. After opening the first layer of package, you will receive the second layer of package, which becomes a flat rectangular package.  
2. Please open the package from the second layer away from the sofa, do not scratch the sofa!  
3. When opening the second layer of the package, the sofa will expand and return to its original state after about 72 hours!

Page : 6 of 8

## ASSEMBLY INSTRUCTION

**STEP 4:**  
Wait for the sofa to spring back to its original state.


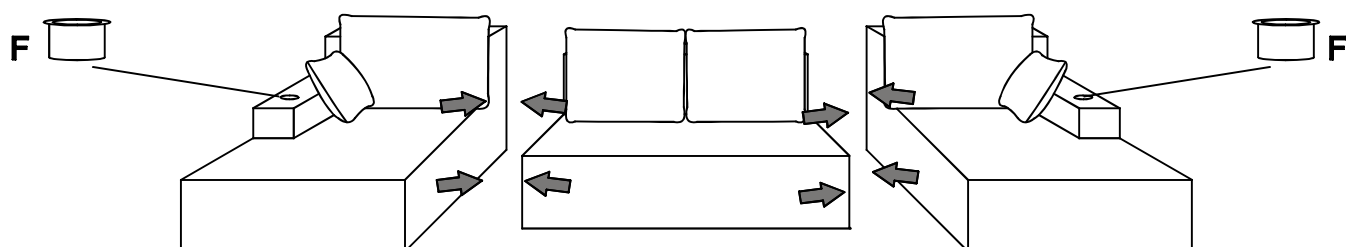


**Please wait for 72 hours**

Page : 7 of 8

## ASSEMBLY INSTRUCTION

**STEP 5:**



**COMPLETE!**

Page : 8 of 8