








AX1 	BX3 	CX1 
JX3 	KX3 	LX3 
MX1 	Extra Hardware J-2pcs K-2pcs L-2pcs	

- Note: 1. Please do not tight any bolt unless all bolts are fixed at their respective places.  
2. After fixing the bolts tighten them simultaneously.  
3. Matching parts bolt (example AtoA)  
4. Two person assembly required.

