



# Invisibrush®

## Hidden Toilet Brush



INSTRUCTIONS  
AND INFORMATION

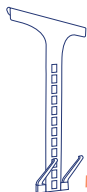
## EASY INSTALLATION

- Fits most toilets.
- Product fits on the back/right side of the toilet tank, which is opposite of the water valve.
- Requires 1/2" of space between the back of the toilet and wall.

### 1 Adjust Height to Fit Your Toilet



CADDY



EXTENDER

STANDOFF  
BRACKETS



- A** **NOTE:** The extender's standoff brackets will point to the wall when installed.  
Align caddy top hooks on top of extender notches.

- B** Press together, then gently slide caddy downward and extender upward to engage top locking tab in upper caddy notch.

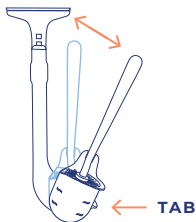
### 2 Install on Your Toilet

- A** Remove toilet tank lid.
- B** Compress the stand off brackets and slide Invisibrush hanging system on the right side of the toilet between the toilet tank and the wall.

Hook the hanger onto the tank lip. Verify the brush and caddy cup can move freely underneath the toilet bowl. If brush and caddy rub or do not move freely, re-adjust height bracket.

**C** Adjust hanger to the optimal position along the top of the tank so it is hidden from view, and allows you to easily reach the brush handle or caddy tab to tilt and remove the brush.

**D** Replace toilet tank lid.

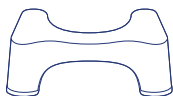


- Toilet brush holder (caddy) for easy access.
- Angled brush handle for easier cleaning.
- Aerated hole design helps prevent algae and mold growth.
- The caddy and brush can also be tilted by pressing the tab down.

## HOW SQUATTING HELPS

Squatting reduces strain. It relaxes the puborectalis muscle surrounding the colon. When you are standing, that muscle tightens to maintain continence. When you sit, the muscle partially relaxes, allowing you to eliminate. When you squat, the muscle fully relaxes, allowing for a complete elimination.

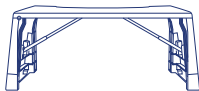
## ALSO BY SQUATTY POTTY



ORIGINAL  
TOILET STOOL



TOILET SPRAY  
AIR FRESHENER



PORTA SQUATTY  
TOILET STOOL



TOILET  
PAPER FOAM

## FOLLOW US ON SOCIAL MEDIA

Stay in the loop by following us on your favorite social media platform. We promise to put a smile on your face.



Squatty Potty USA, LLC  
[squattypotty.com](http://squattypotty.com)

350 Springfield Avenue  
Suite #200  
Summit, NJ 07901



@squattypotty  
#squattypotty

