

ASSEMBLY INSTRUCTION

1. -2PCS



A. -12PCS



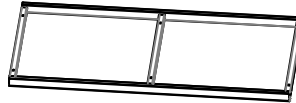
B. -1PC



C. -12PCS



2. -2PCS

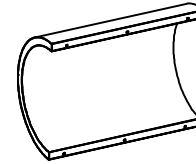


D. 12PCS*MB*40MM

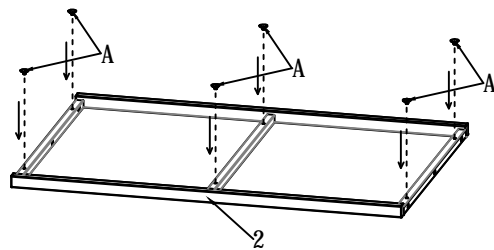
MBSCREWS



3. -2PCS

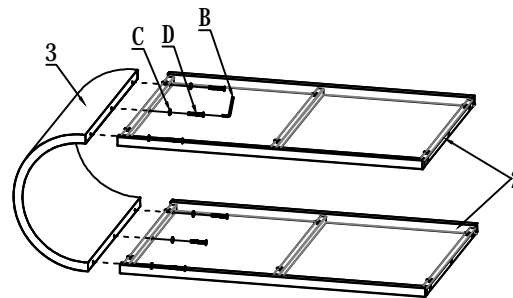


1 6HOLES



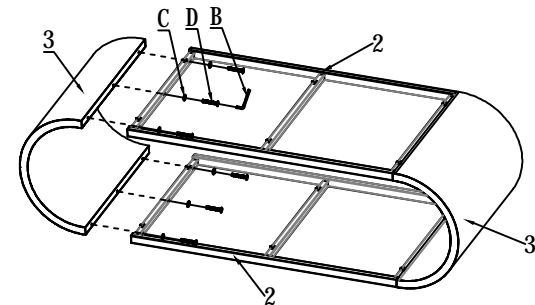
2 6HOLES

Screws: 6PCS*MB*40MM

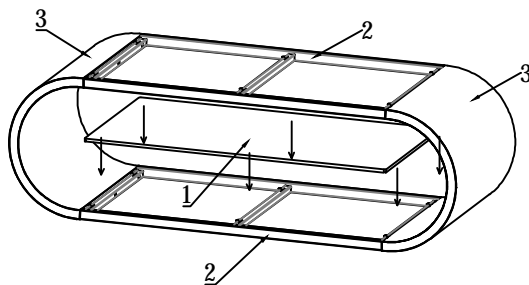


3 6HOLES

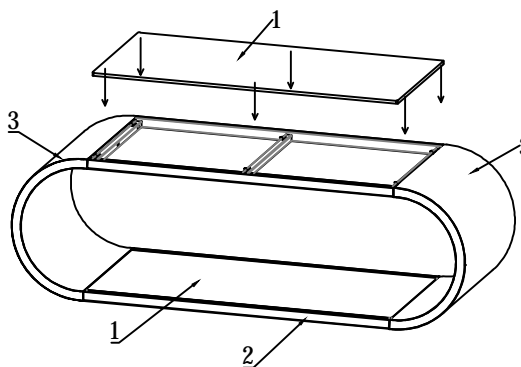
Screws: 6PCS*MB*40MM



4



5



6

COMPLETE



Note: Make sure all screws attached placing into right places before install tightly!!