

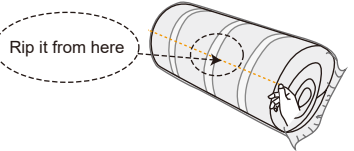

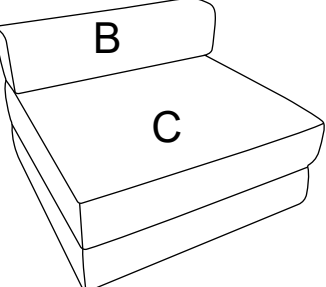
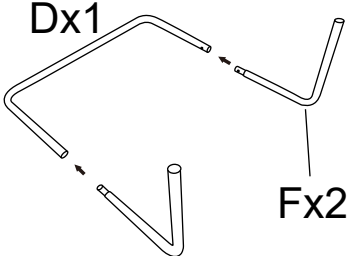
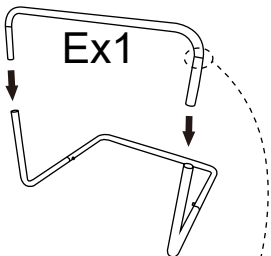
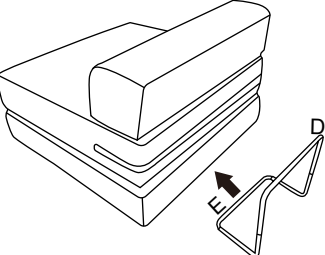
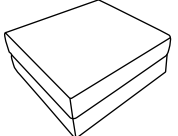
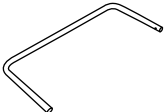
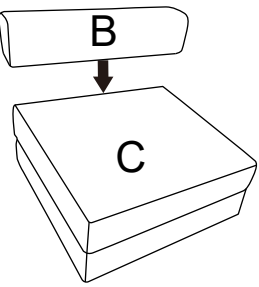
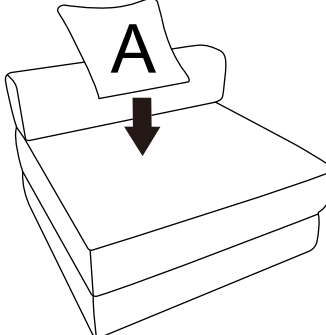


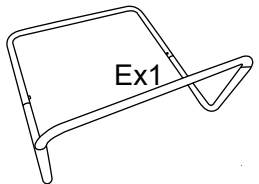



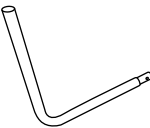



H08-HK-005B

ASSEMBLY INSTRUCTION

Ax1 	Bx1 	1  Rip it from here  Wait 72 hours for rebound	3 	5 	7  Insert parts(E) into the marked position.	9 
Cx1 	Dx1 	2 	4 	6  	8   All screws in this step need to be 100% tightened.	10 
Ex1 	Fx2 					
Gx2  M5*10	Hx1 