

USER'S MANUAL

YOLO SERIES NIGHTSTAND



Guide of Manual

- Thanks for your choice. We will do our best to provide customer service for everyone.
- Please be patient that the other items are on the way if you buy more than one product.

Care and Maintenance

- Use a soft, clean cloth that will not scratch the surface when dusting.
- There' s no need to use furniture polish. If you need, test it first in an inconspicuous area. Using solvents of any kind on your furniture may damage the finish. Never use water to clean your furniture as it may cause damage to the finish.
- Liquid spills should be removed immediately. Gently blot the spill with a soft clean cloth to avoid rubbing.
- Oil sealing regularly is not needed.

Further Advice about the Furniture Care

- It is best to keep your furniture in a climate-controlled environment.
- Do not expose the product to the hot sun for a long time, and don't keep the item near to heat and fire sources such as heat vent, stove, fireplaces, radiators, etc.
- Following these important and helpful tips will help retain your furniture's performance even when it ages.


Max Weight Capacity

- 350lbs [Do not stand on the item]

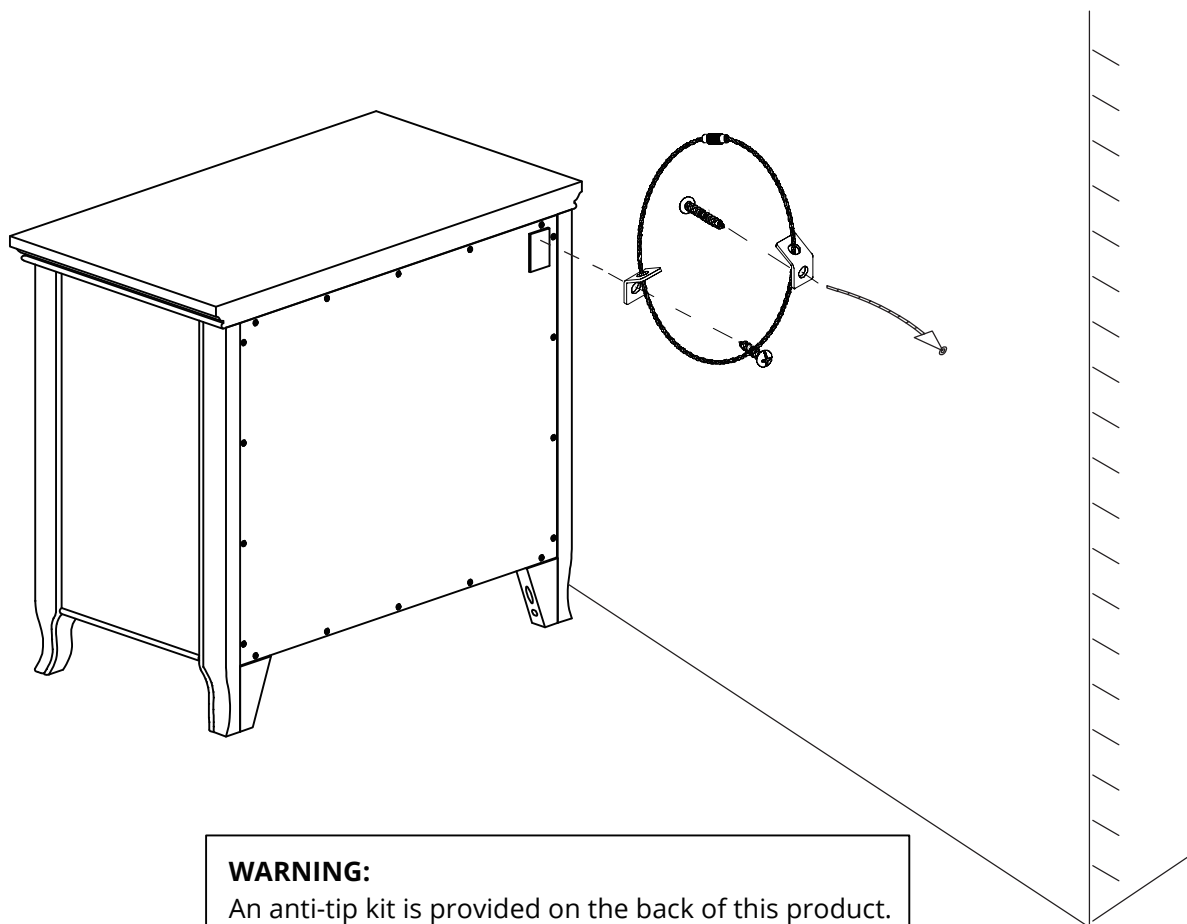
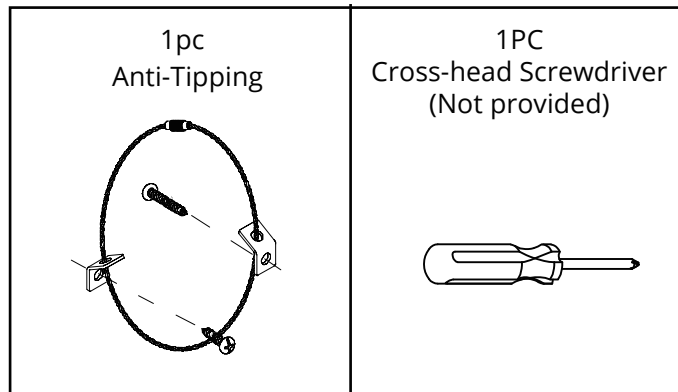
Parts and Hardware List:

- Make sure all parts are in the package.

Parts List



Hardware List



WARNING:

An anti-tip kit is provided on the back of this product. When installing the product at home, read carefully the instructions and follow the steps to install the anti-tip kit to prevent tipping hazards caused by children climbing or playing on the product.