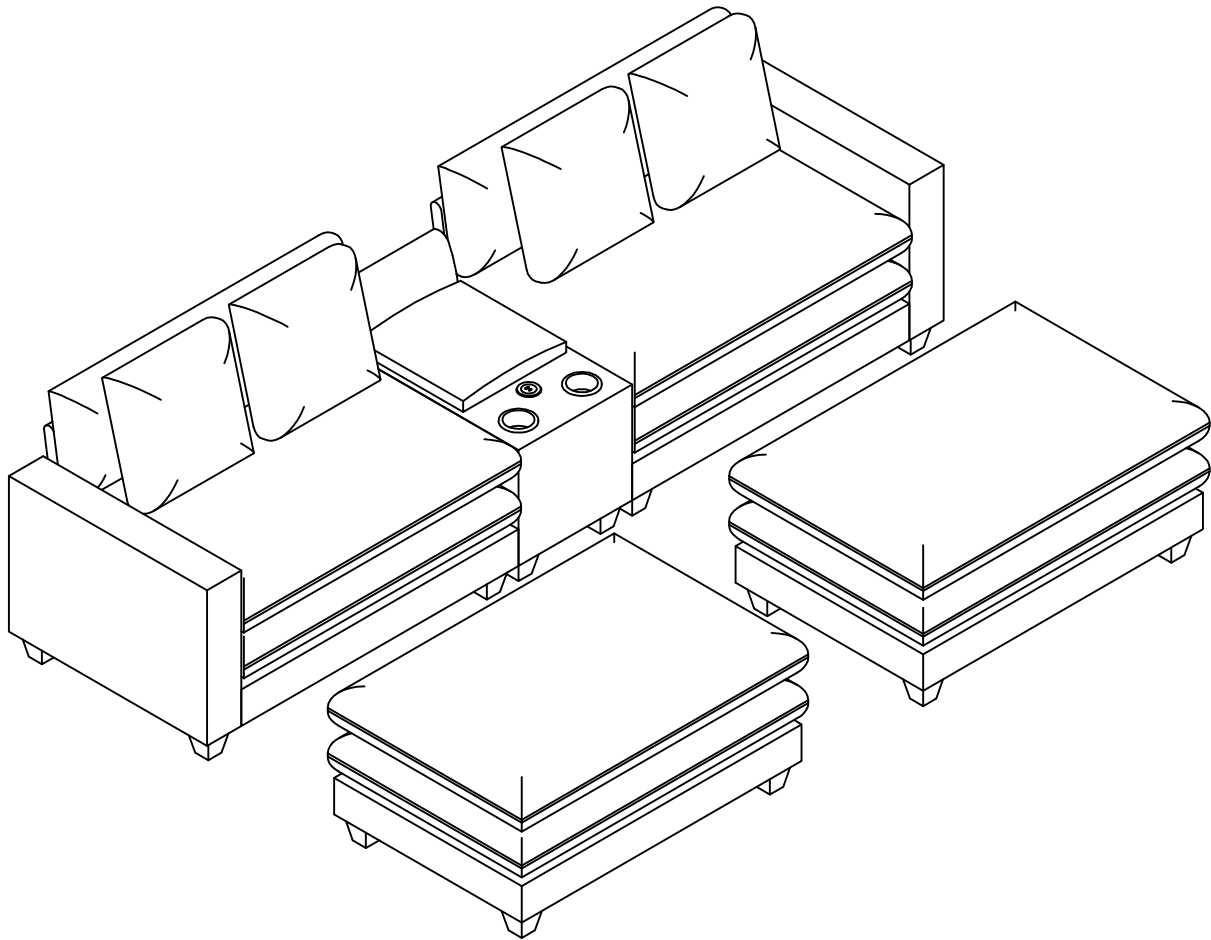


Assembly Instructions

ITEM# N719P292717/N719P292718

ITEM# N719P292719/N719P292720



IMPORTANT NOTE

**Place all parts on a lean and smooth surface such as a rug or carpet to avoid the parts from being scratched.

**Before you begin, please review the assembly instruction step by step.

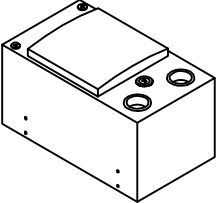
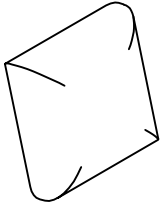
**Return & Warranty Policy:

-We strive to offer the highest quality products. We also provide positive solutions with replacements or refund if needed.

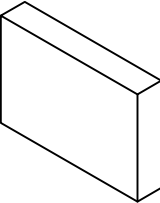
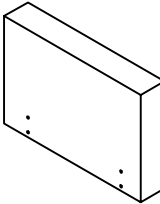
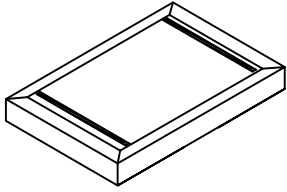

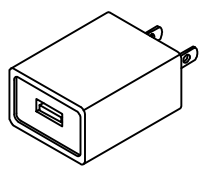
-If the item is damaged or defective, please take photos to show the problem and email to the seller.

-Please do not return back the product before contact the seller.

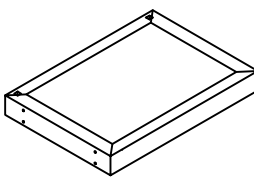
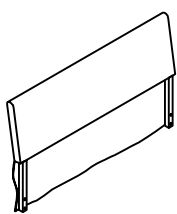
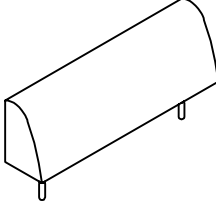
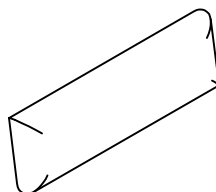
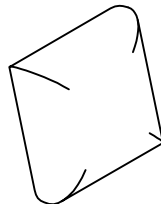
PART LISTS BOX 1: N719P292717

Part NO.	Part Image	Part Name	QTY
⑥		Console	1
⑪		Pillow	3

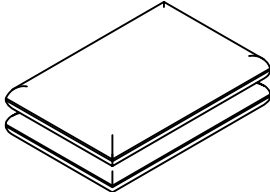
PART LISTS BOX 2: N719P292718

Part NO.	Part Image	Part Name	QTY
①		Left Armrest	1
②		Right Armrest	1
⑩		Ottoman frame	2
⑫		Plastic Foot	20
⑬		Adapter	1

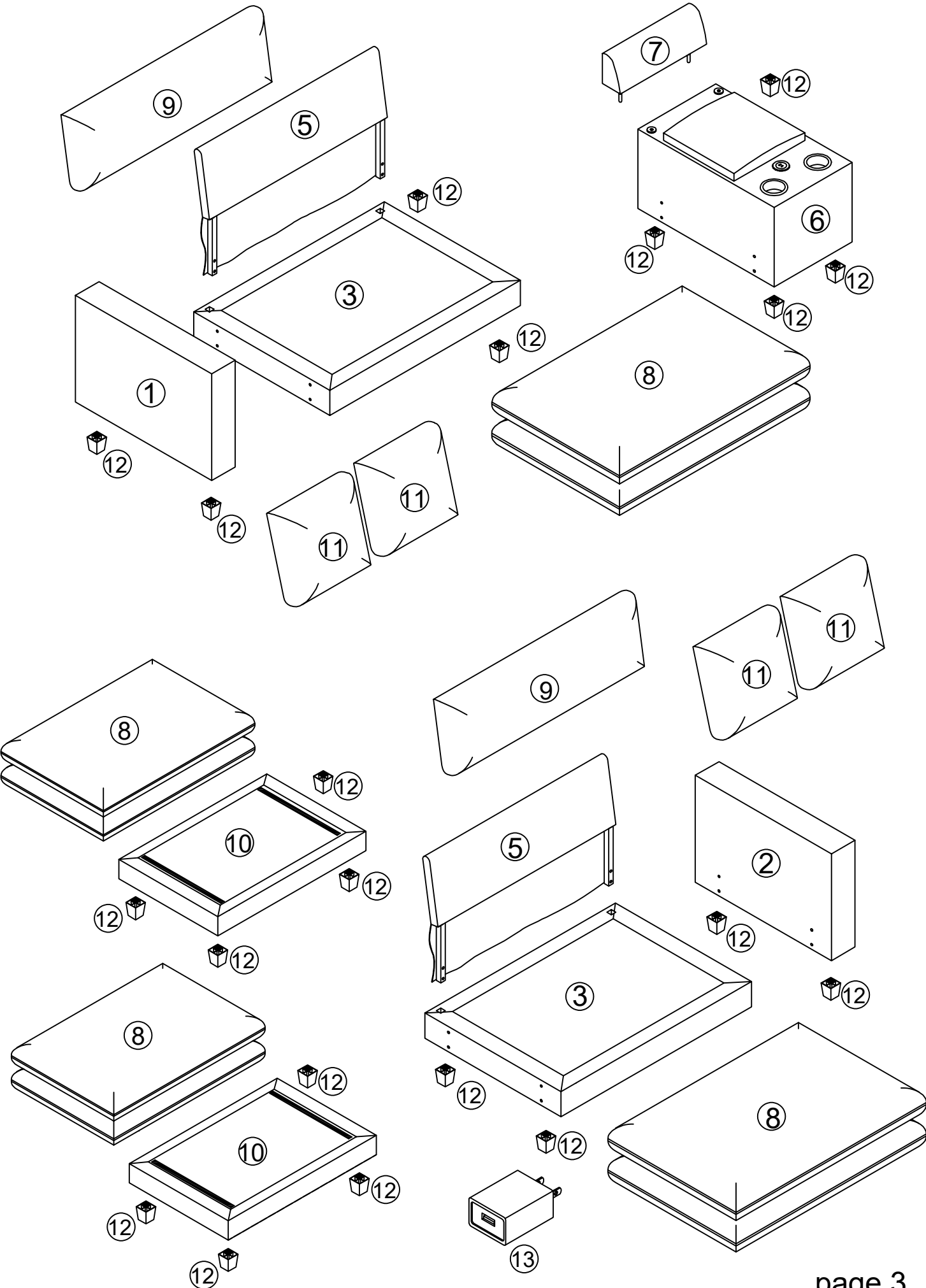
PART LISTS BOX 3: N719P292719

Part NO.	Part Image	Part Name	QTY
③		Seat Frame	2
⑤		Back frame	2
⑦		Back frame of console	1
⑨		Back cushion	2
⑪		Pillow	1

PART LISTS BOX 4: N719P292720


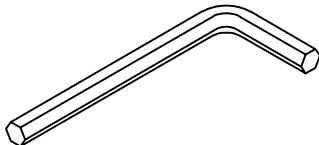
Part NO.	Part Image	Part Name	QTY
⑧		Seat cushion	4

Sofa Overall Assembly Drawing

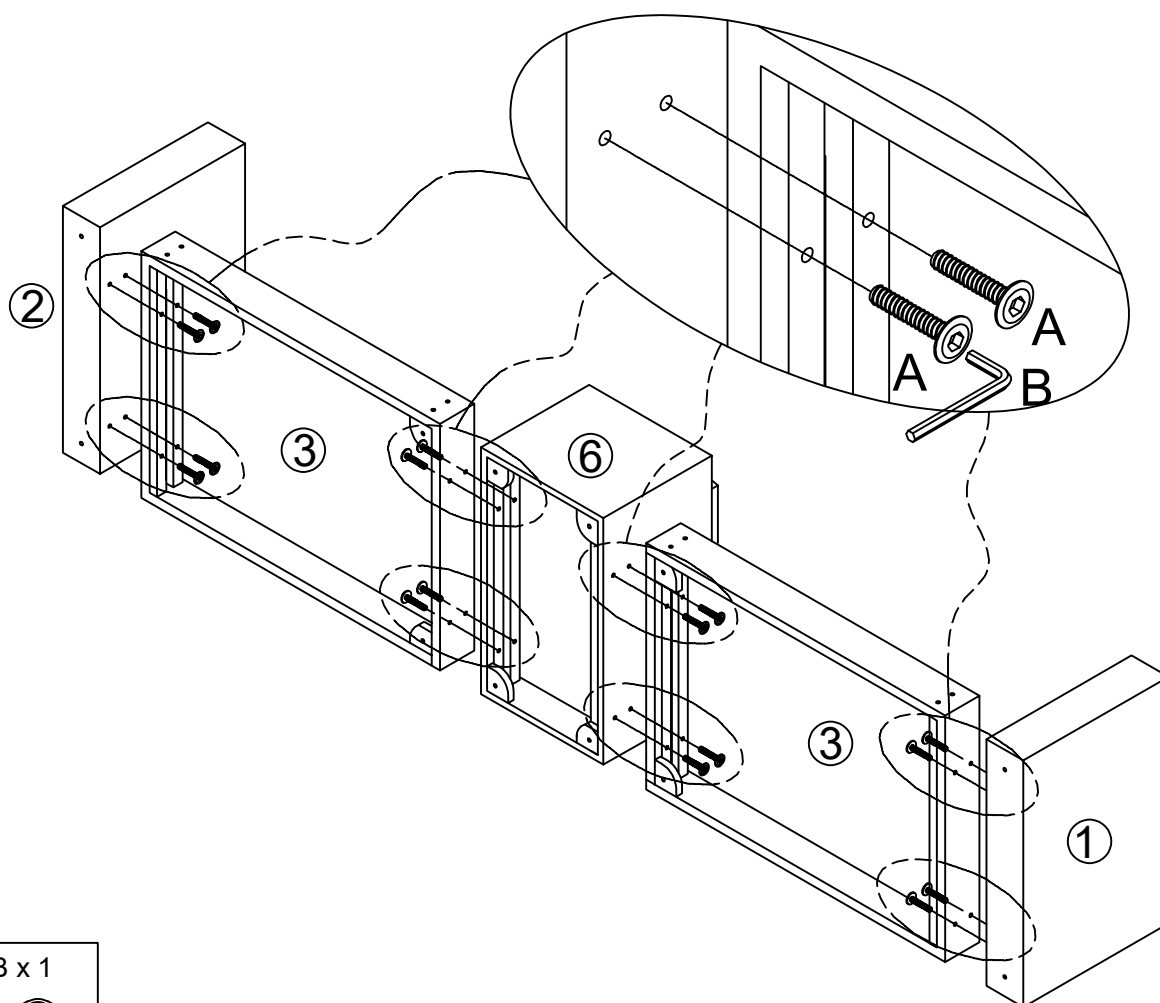




Hardware List

N719P292718

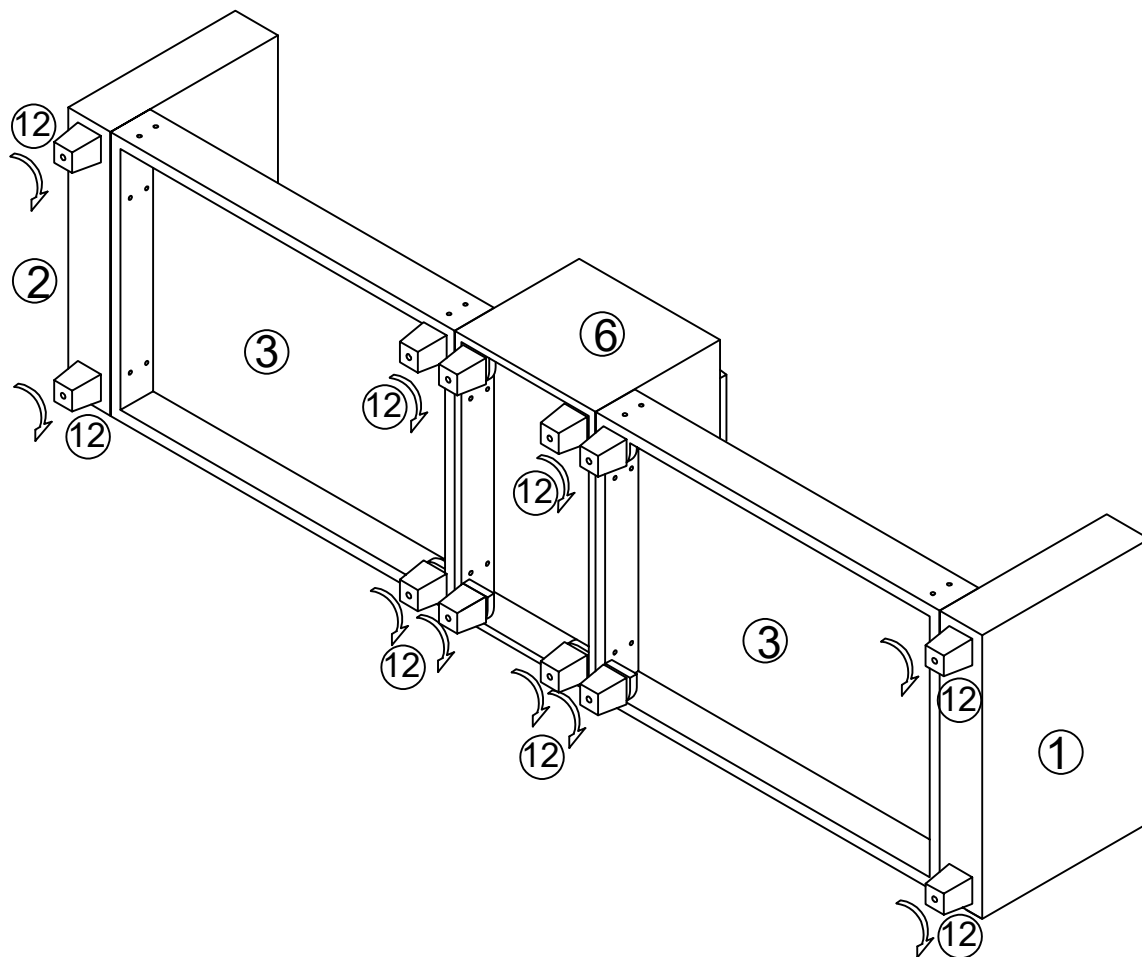
Part NO.	Part Image	Part Name	QTY
A		Screws 5/16X60MM	26
B		Wrench 5/16	1

STEP 1

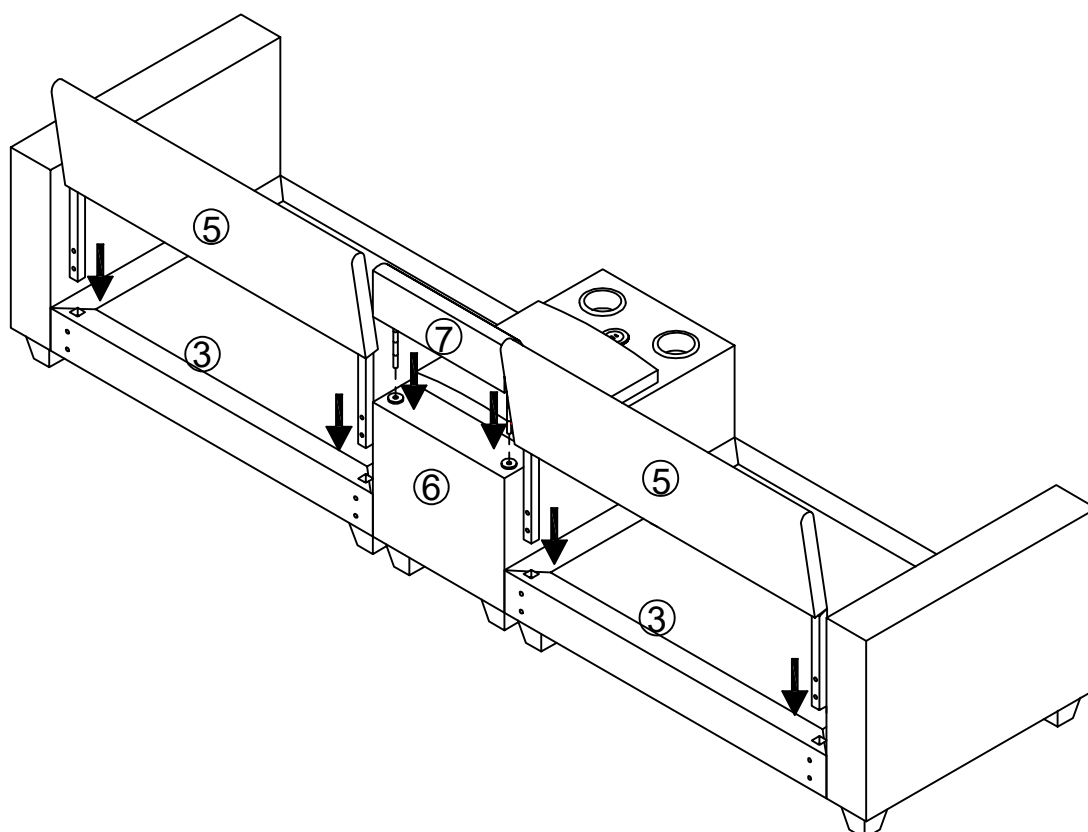


A x 16	B x 1
	
5/16X60mm	5/16

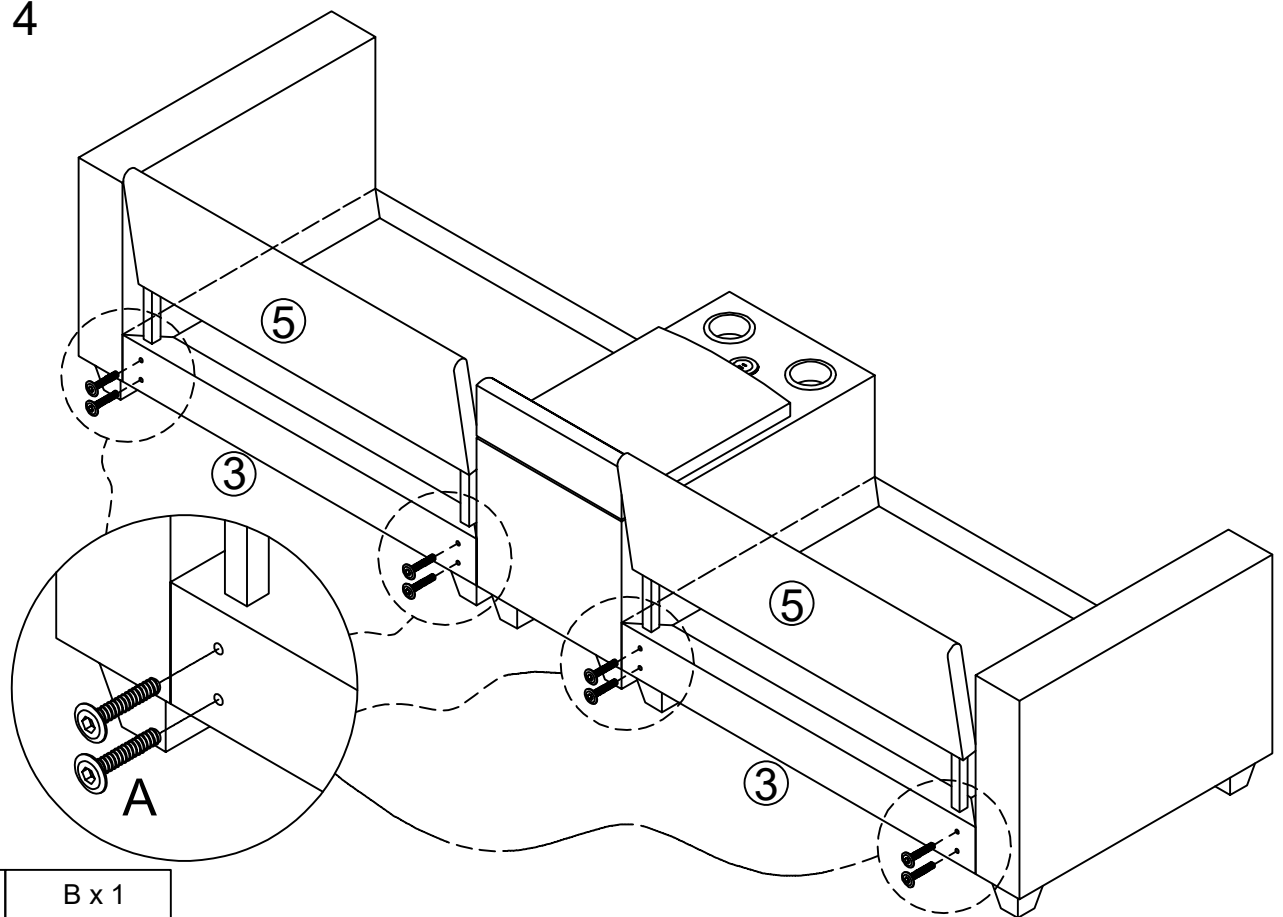
STEP 2



STEP 3



STEP 4



A x 8

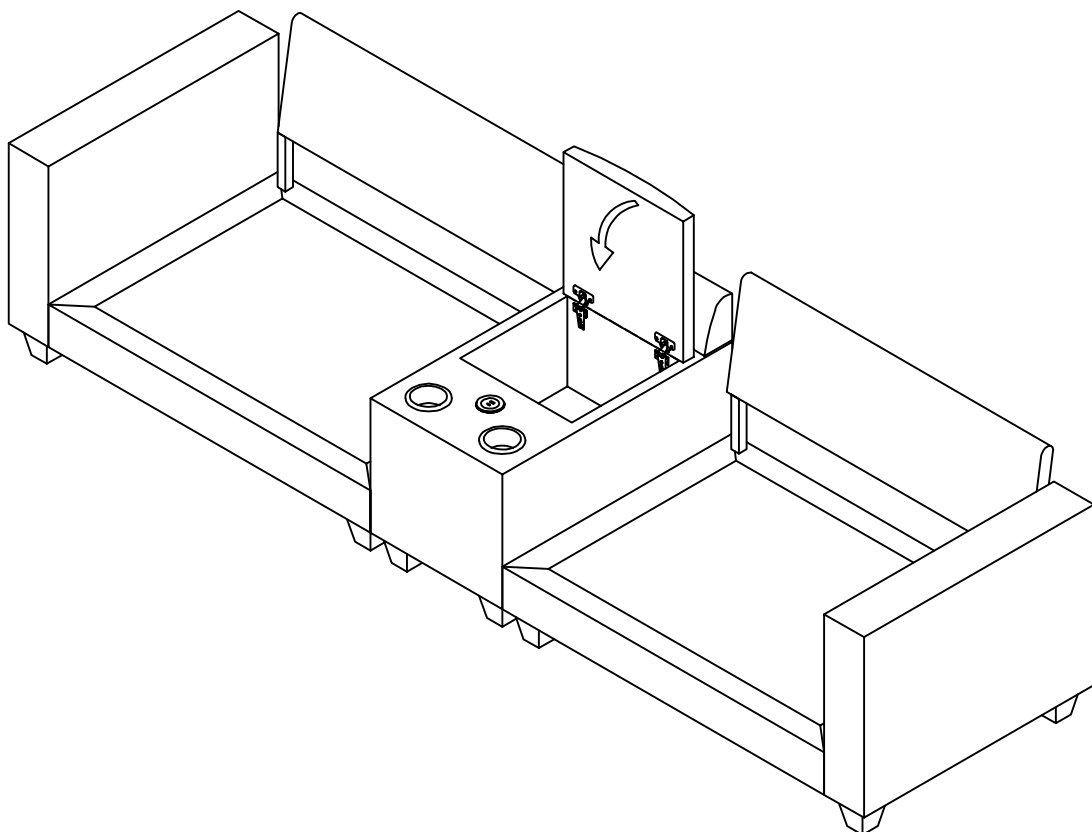
B x 1



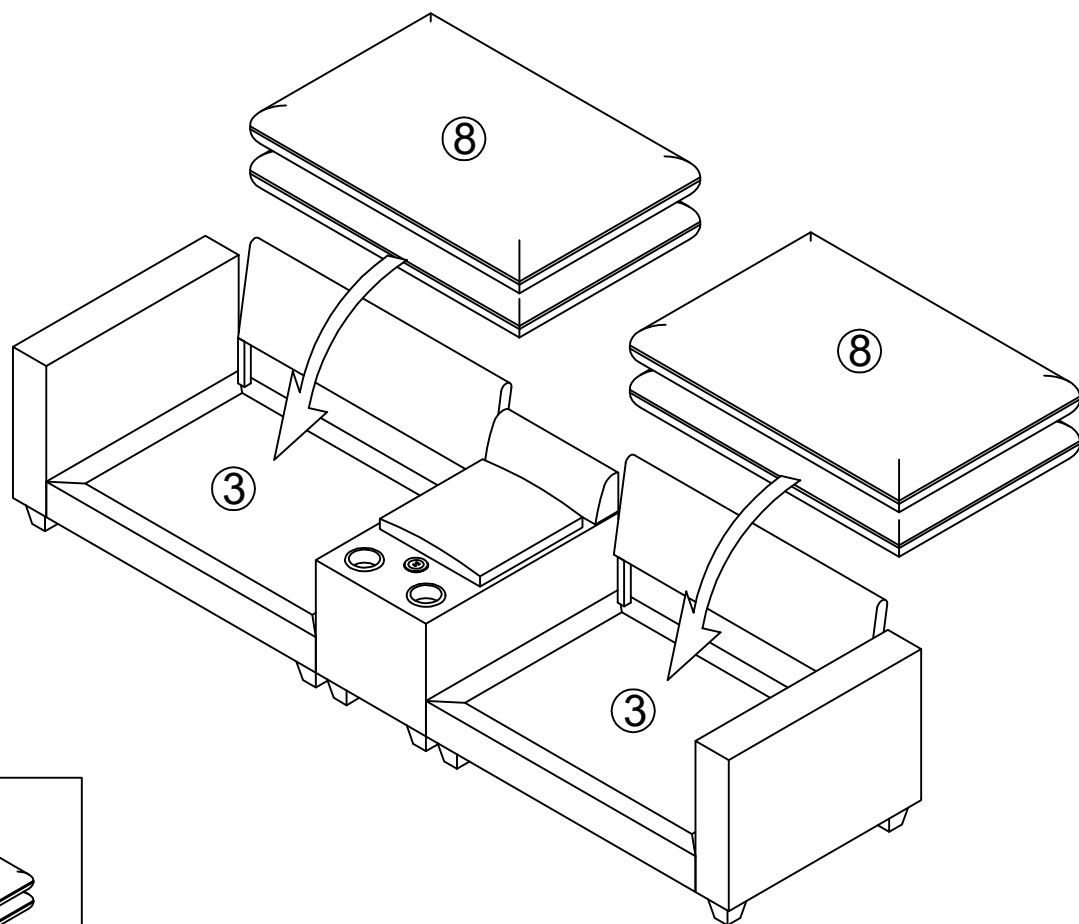
5/16X60mm

5/16

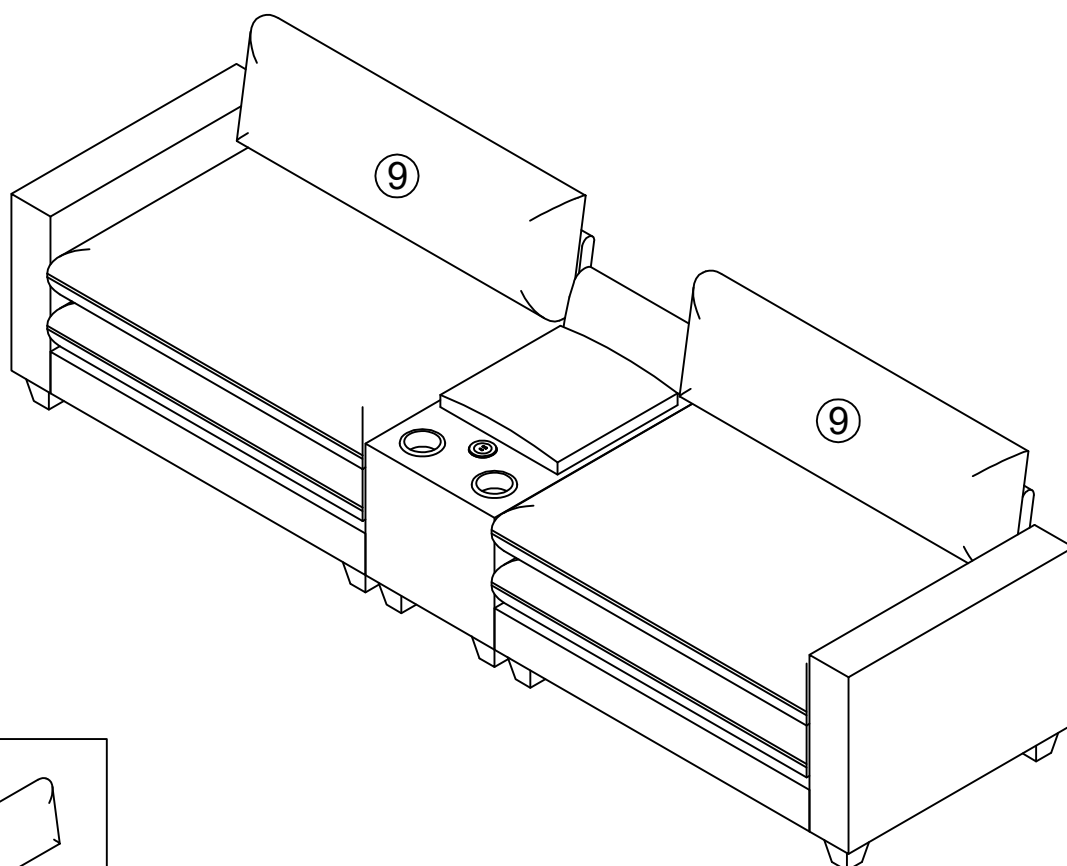
STEP 5



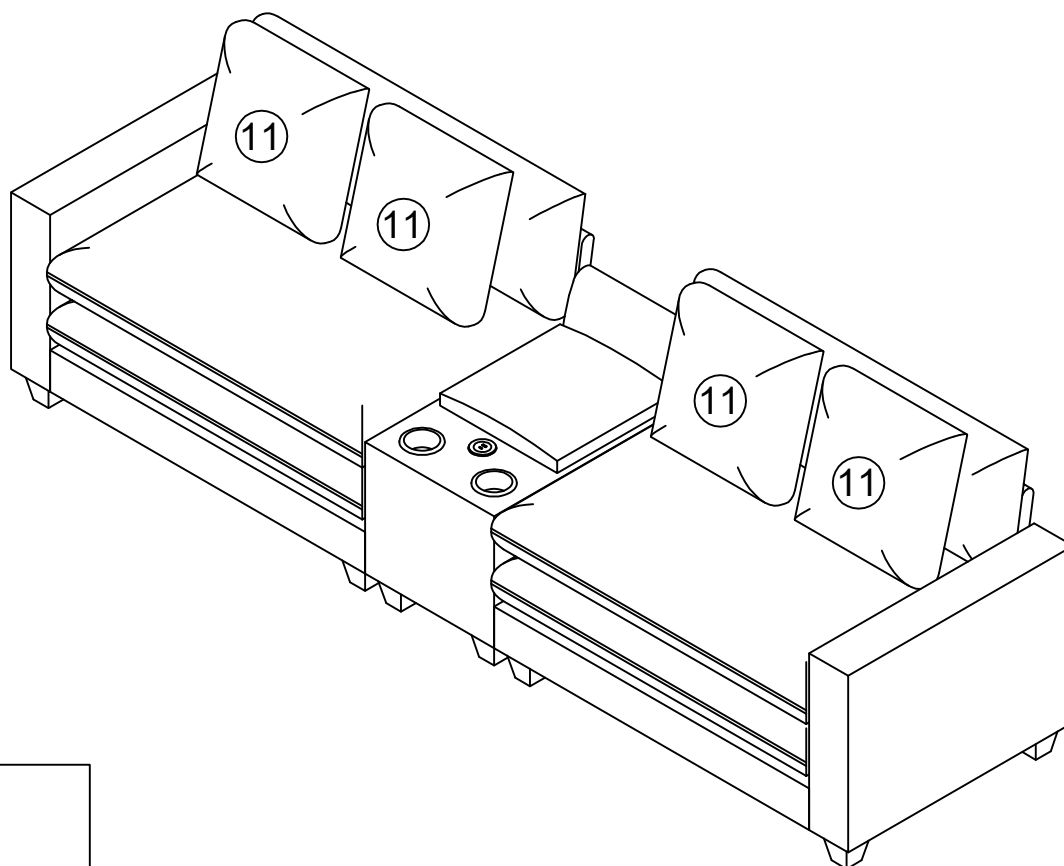
STEP 6



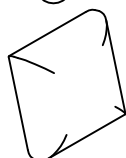
STEP 7



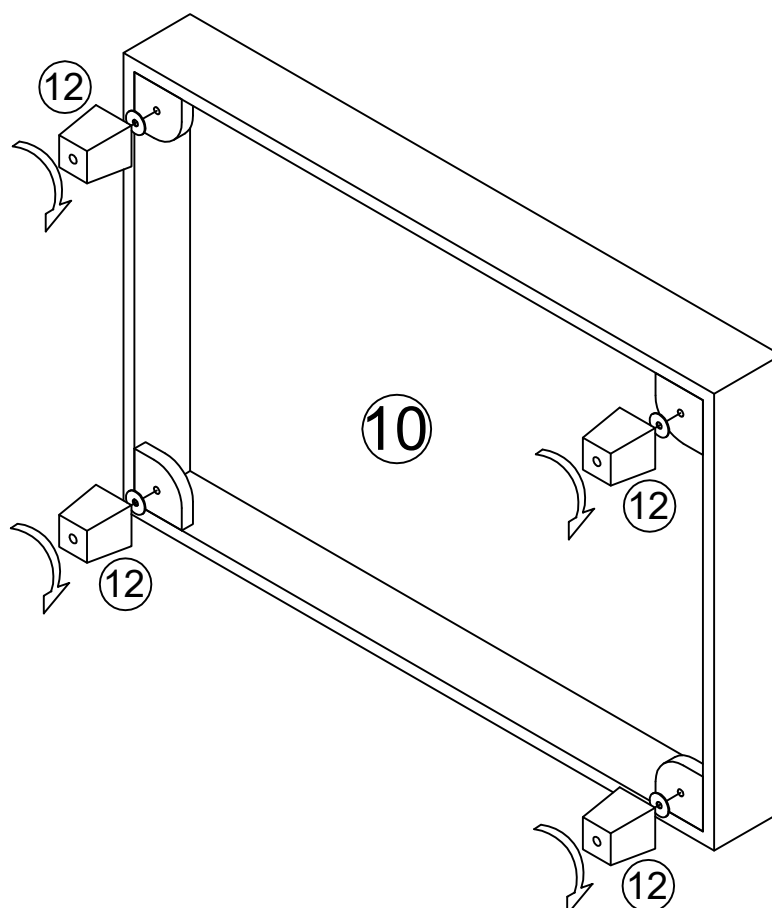
STEP 8



⑪ X4

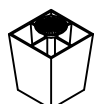


STEP 9

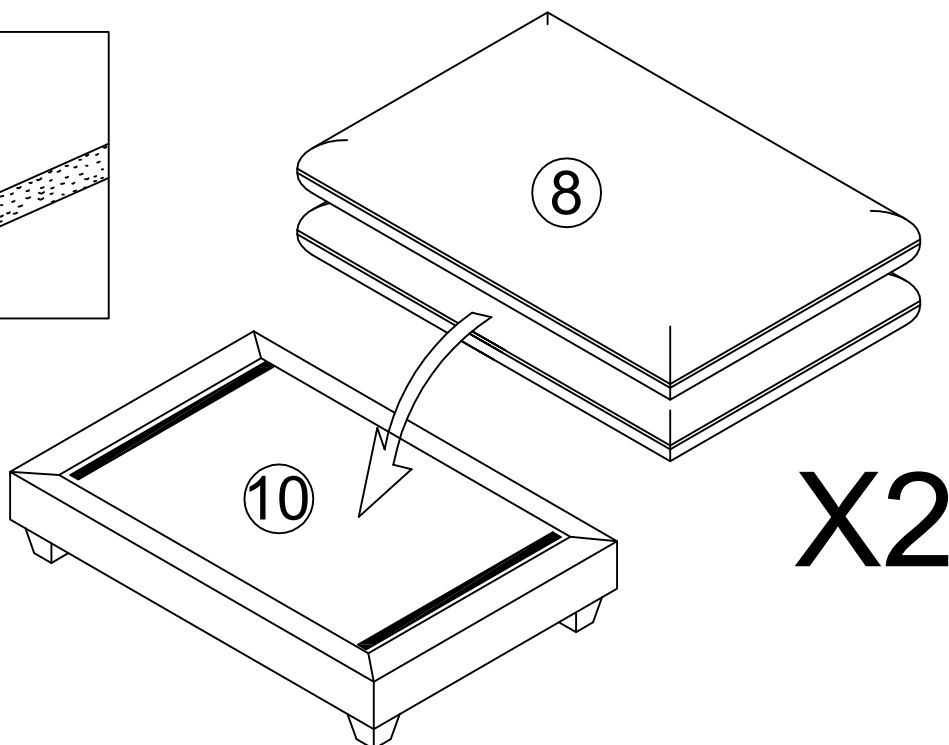
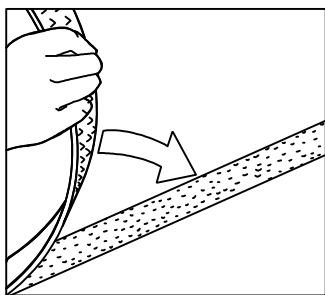


X2

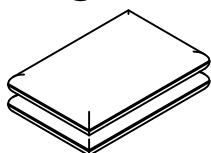
⑫ X8



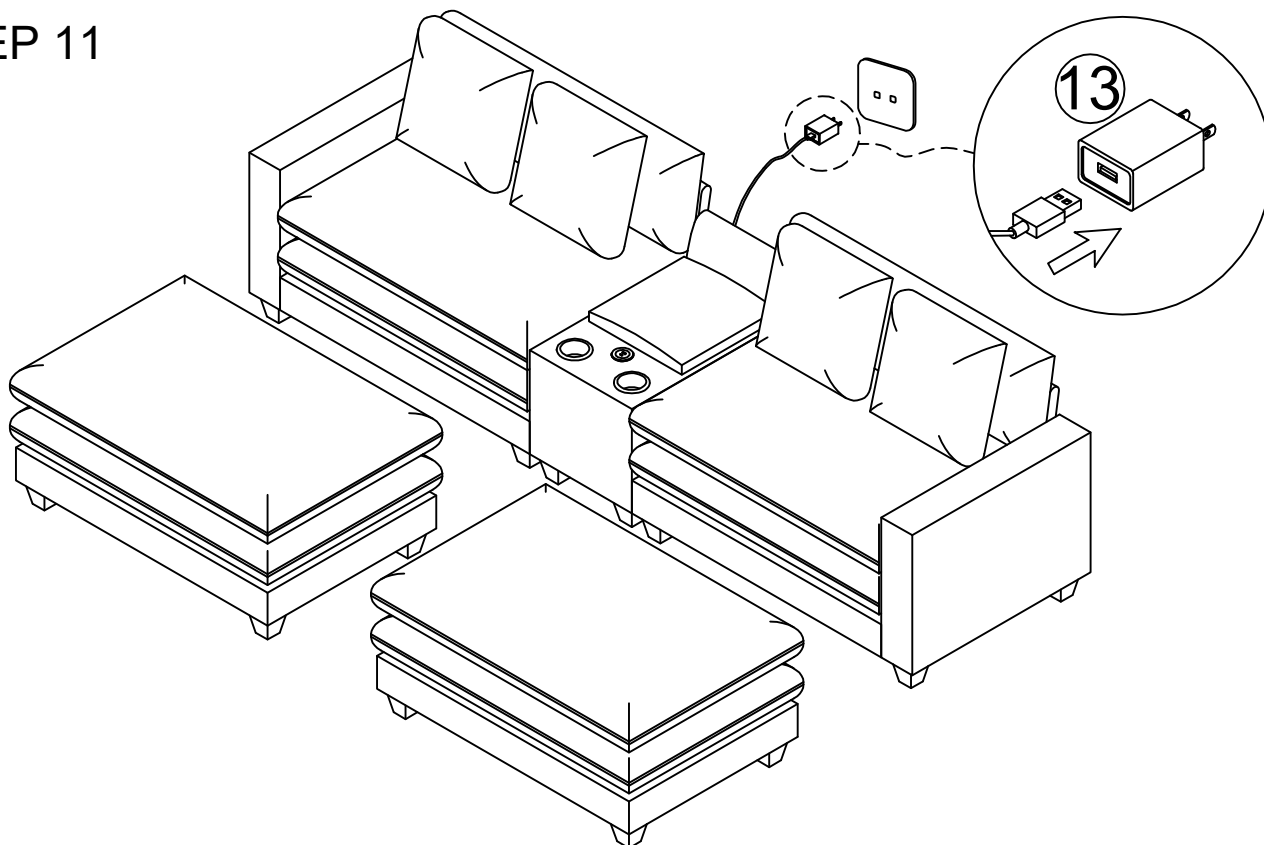
STEP 10



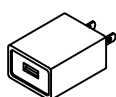
⑧ X2



STEP 11



⑬ X1



The product has compression parts,
Please pat them by hand and wait 72 hours,
the cushions will be recover.

CERTIFICATE OF COMPLIANCE

Certificate Number UL-CA-2149711-0
Report Reference E525759-20211228
Date 3-Jan-2022

Issued to: Guangdong Qingliu Electronics Co Ltd
401, Building 13, Zone 1, Xinxing Industrial Parkheping
Communityfuhai Street, Bao 'An District Shenzhen,
GUANGDONG 518103
China

**This is to certify that
representative samples of**

QQJQ7 - Power Supplies for Use with Audio/Video,
Information and Communication Technology Equipment
Certified for Canada

See Addendum Page for Product Designation(s).

Have been investigated by UL in accordance with the
Standard(s) indicated on this Certificate.

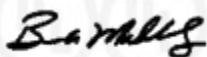
Standard(s) for Safety: CSA C22.2 NO. 62368-1-14, 2nd Ed., Issue Date: 2014-12-01

Additional Information: See the UL Online Certifications Directory at
<https://iq.ulprospector.com> for additional information

This Certificate of Compliance does not provide authorization to apply the UL Mark. Only the UL Follow-Up Services Procedure provides authorization to apply the UL Mark.

Only those products bearing the UL Mark should be considered as being UL Certified and covered under UL's Follow-Up Services.

Look for the UL Certification Mark on the product.



Bruce Mahrenholz, Director North American Certification Program

UL LLC

Any information and documentation involving UL Mark services are provided on behalf of UL LLC (UL) or any authorized licensee of UL. For questions, please contact a local UL Customer Service Representative at <http://ul.com/aboutul/locations/>

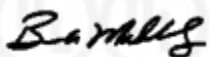


CERTIFICATE OF COMPLIANCE

Certificate Number UL-CA-2149711-0
Report Reference E525759-20211228
Date 3-Jan-2022

This is to certify that representative samples of the product as specified on this certificate were tested according to the current UL requirements

Model	Category Description
QL010-050yyyyU, , where yyyy=0010-2100, stands for the rated output current from 0.01A to 2.1A, step of 0.01A	AC/DC ADAPTER
QL010-050yyyyUU, , where yyyy=0010-2100, stands for the rated output current from 0.01A to 2.1A, step of 0.01A	AC/DC ADAPTER



Bruce Mahrenholz, Director North American Certification Program

UL LLC

Any information and documentation involving UL Mark services are provided on behalf of UL LLC (UL) or any authorized licensee of UL. For questions, please contact a local UL Customer Service Representative at <http://ul.com/aboutul/locations/>



CERTIFICATE OF COMPLIANCE

Certificate Number UL-US-2158740-0
Report Reference E525759-20211228
Date 3-Jan-2022

Issued to: Guangdong Qingliu Electronics Co Ltd
401, Building 13, Zone 1, Xinxing Industrial Parkheping
Communityfuhai Street, Bao 'An District Shenzhen,
GUANGDONG 518103
China

**This is to certify that
representative samples of**

QQJQ - Power Supplies for Use with Audio/Video,
Information and Communication Technology Equipment
See Addendum Page for Product Designation(s).

Have been investigated by UL in accordance with the
Standard(s) indicated on this Certificate.

Standard(s) for Safety: UL 62368-1, 2nd Ed., Issue Date: 2014-12-01

Additional Information: See the UL Online Certifications Directory at
<https://iq.ulprospector.com> for additional information

This Certificate of Compliance does not provide authorization to apply the UL Mark. Only the UL Follow-Up Services Procedure provides authorization to apply the UL Mark.

Only those products bearing the UL Mark should be considered as being UL Certified and covered under UL's Follow-Up Services.

Look for the UL Certification Mark on the product.

B. Mahlen

Bruce Mahrenholz, Director North American Certification Program

UL LLC

Any information and documentation involving UL Mark services are provided on behalf of UL LLC (UL) or any authorized licensee of UL. For questions, please contact a local UL Customer Service Representative at <http://ul.com/aboutul/locations/>

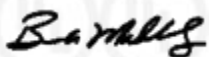


CERTIFICATE OF COMPLIANCE

Certificate Number UL-US-2158740-0
Report Reference E525759-20211228
Date 3-Jan-2022

This is to certify that representative samples of the product as specified on this certificate were tested according to the current UL requirements

Model	Category Description
QL010-050yyyyU, , where yyyy=0010-2100, stands for the rated output current from 0.01A to 2.1A, step of 0.01A	AC/DC ADAPTER
QL010-050yyyyUU, , where yyyy=0010-2100, stands for the rated output current from 0.01A to 2.1A, step of 0.01A	AC/DC ADAPTER



Bruce Mahrenholz, Director North American Certification Program

UL LLC



Any information and documentation involving UL Mark services are provided on behalf of UL LLC (UL) or any authorized licensee of UL. For questions, please contact a local UL Customer Service Representative at <http://ul.com/aboutul/locations/>