
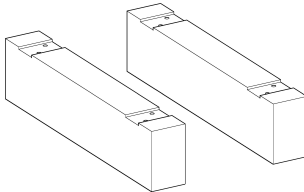
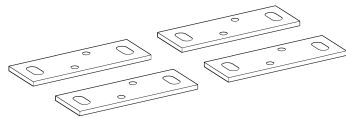





AX1		BX2		CX4
				
JX16	KX8	LX1	Extra Hardware	
			J-2pcs K-2pcs	

Note: 1. Please do not tight any bolt unless all bolts are fixed at their respective places.  
 2. After fixing the bolts tighten them simultaneously.  
 3. Matching parts bolt (example AtoA)  
 4. Two person assembly required.

