





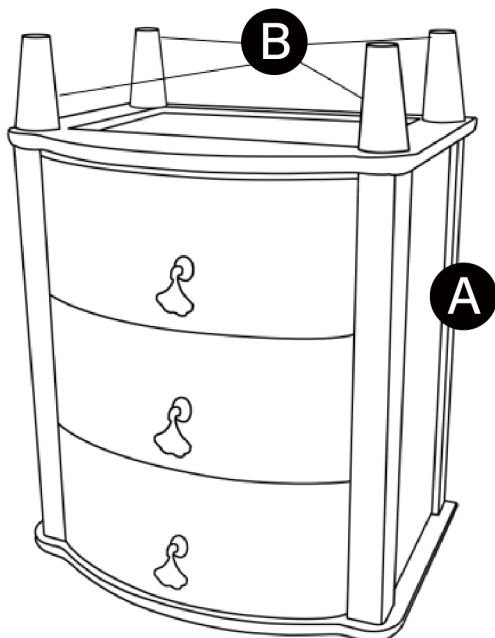
SKU:
PH02090

Assembly Instructions

Laying out all parts and hardware, identifying each part as shown may help you assemble the table.


ITEM	PART	DESC.	QTY	ITEM	PART	DESC.	QTY
A		Table Top	1	B		Legs	4

STEP 1



Flip the table top A upside down. Attach legs B to the bottom of table top A.

STEP 2



Assembly completed.



WARNING

- Do not dispose of any packaging or contents of the shipping carton until assembly is completed to avoid accidentally discarding small parts or hardware.
- Choking Hazard – Adult assembly required. It may contain small parts and sharp points.
- Do NOT use power tools.
- This product can hold a maximum load of 25 Lbs. Do NOT overload.