


# Instruction Manual



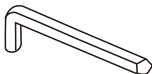






# Instruction Manual





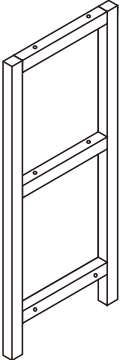
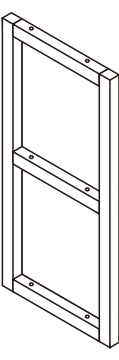
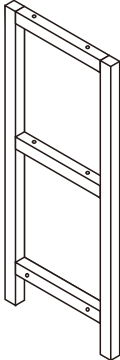
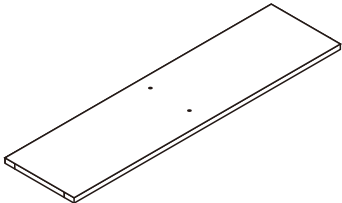
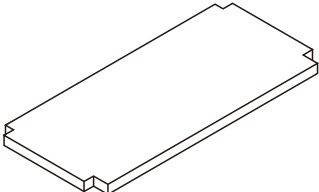
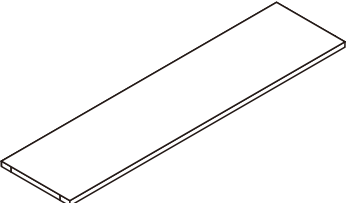

Please save this manual for future reference.

Thank you for purchasing this product. This product has been manufactured with the highest standards of safety and quality.

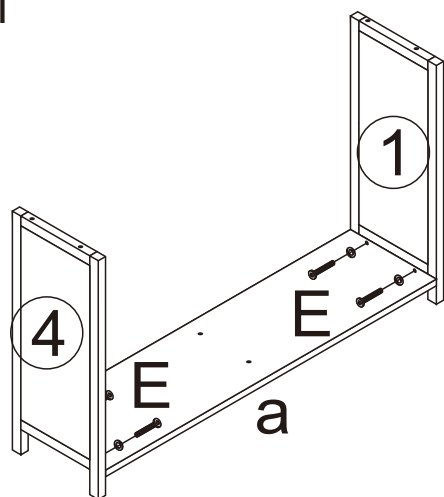
Product Name:	Carved Accent Cabinet With 4 Doors
SKU #:	W2295P187006-H0109

## hardwares contents:

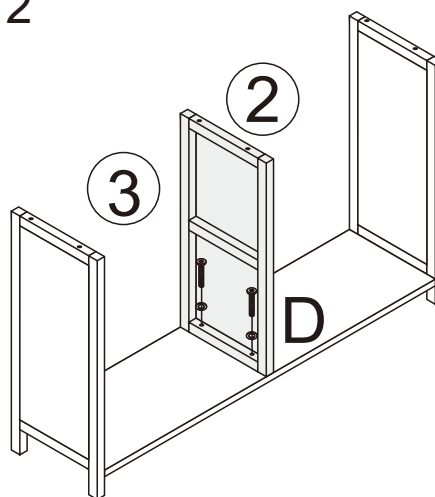
CONTENTS					
ID	DESCRIPTION	QTY	ID	DESCRIPTION	QTY
A	 Allen Wrench	1	B	 Allen Wrench	1
C	 8*65 Screws	2	D	 8*40 Screws	4
E	 8*35 Screws	12	F	 Magnetic door touch 3*12 Screws	4+8
G	 3. 5*20 Screws	28			

<div>4</div> <div>  </div> <div>x1</div>	<div>3</div> <div>  </div> <div>x1</div>	<div>2</div> <div>  </div> <div>x1</div>	<div>1</div> <div>  </div> <div>x1</div>
<div>4</div> <div>  </div> <div>x1</div>	<div>3</div> <div>  </div> <div>x1</div>	<div>2</div> <div>  </div> <div>x1</div>	<div>1</div> <div>  </div> <div>x1</div>
<div>b</div> <div>  </div> <div>x2</div>	<div>c</div> <div>  </div> <div>x1</div>	<div>d</div> <div>  </div> <div>x2</div>	

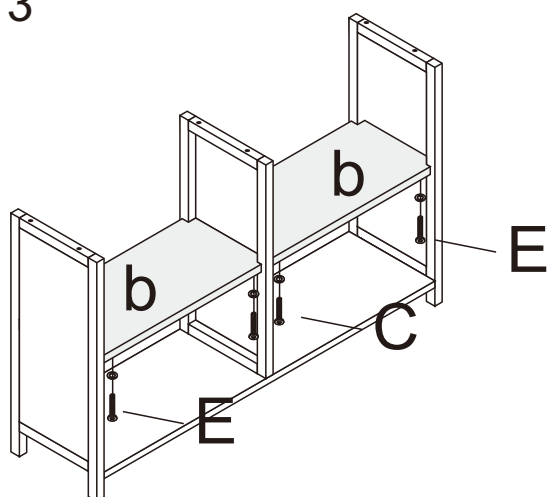
## Step 1



## Step 2

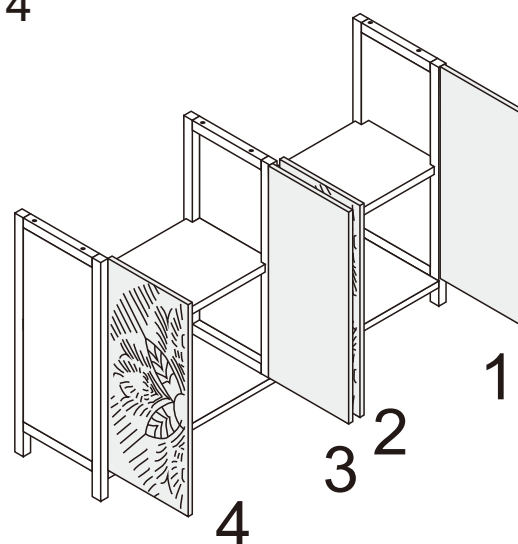


## Step 3



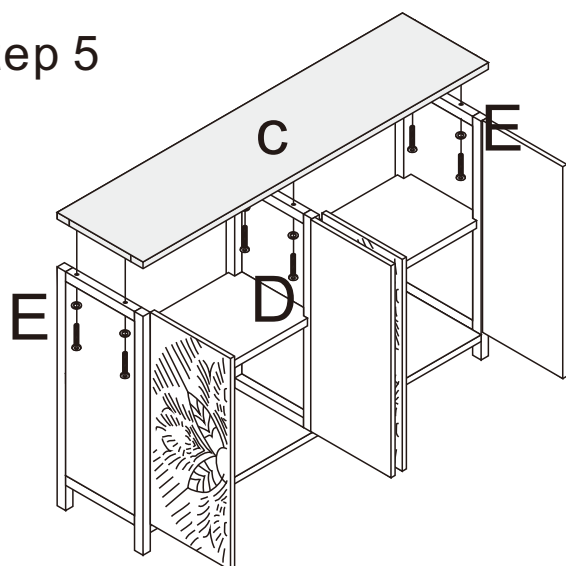
Insert shelf board to the side panel. Align and tighten screws & washer by Allen wrench

## Step 4



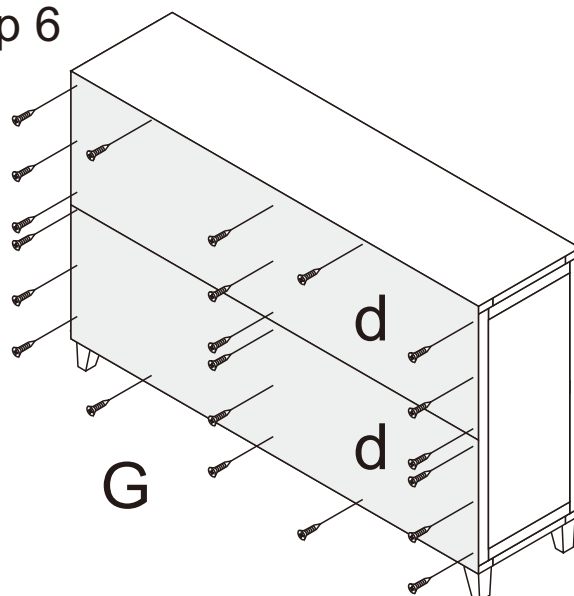
Install the doors to the bottom and the side panel.

## Step 5



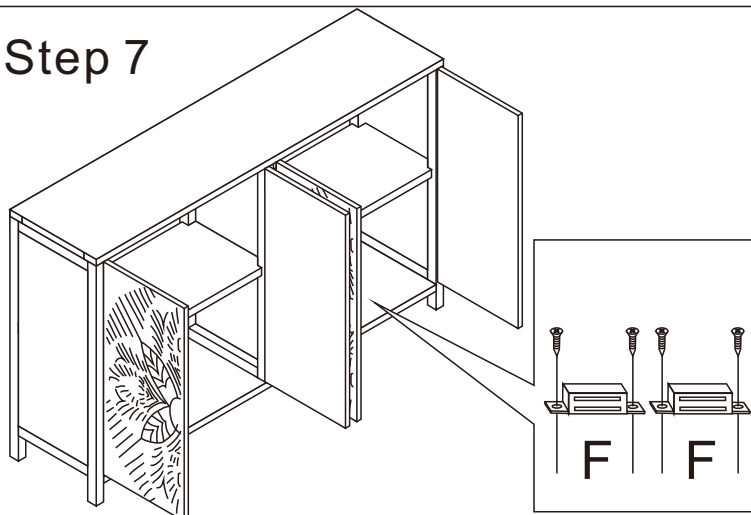
Attach the top of the cabinet. Align and tighten screws & washer by Allen wrench

## Step 6




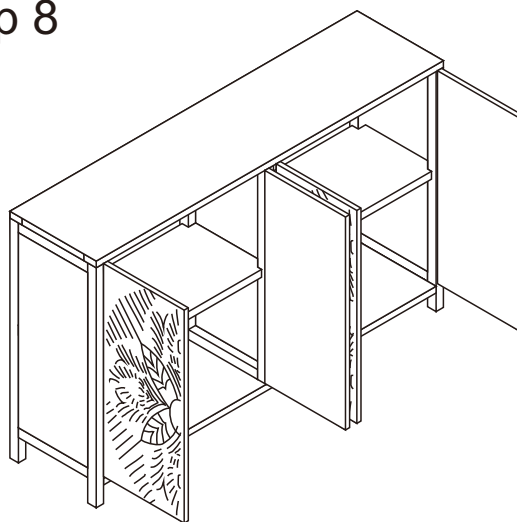
Align back panel and screw in.

## Step 7



Install the Magnetic door touch and screw in. To ensure additional stability, Anti-tip furniture restraint kit is included.

## Step 8



## Important:

Tighten each bolt nuts firmly. DO NOT over tighten any of the bolt nuts as this may strip the screws. DO NOT sit or stand on the table as this may damage the product and cause serious bodily injury.