


# ASSEMBLY INSTRUCTION





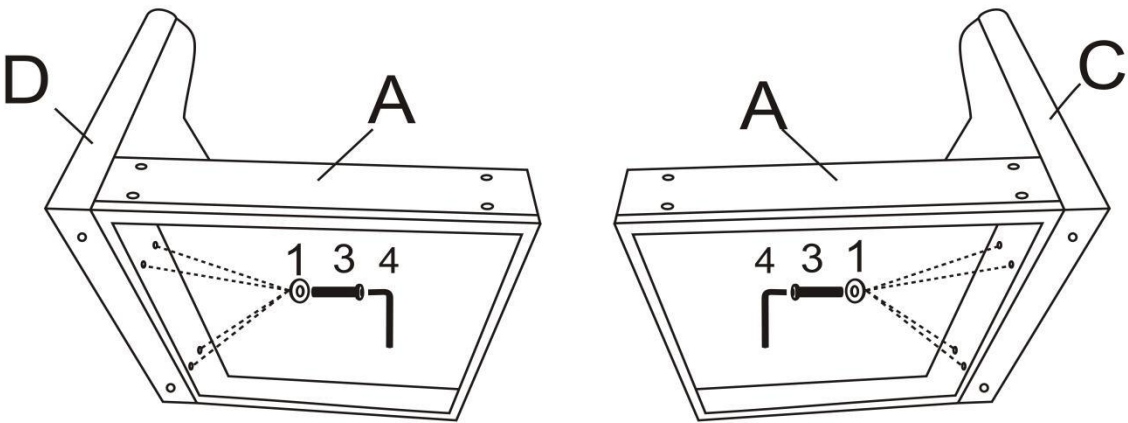
### Friendly Reminder:

- 1.This sofa is packed in 1 box.
- 2.As the cushions are all vacuum compressed,there will be some wrinkles.Please give your cushions up to 72 hours to reach its original size and the wrinkles will basically disappear.
- 3.Please do not open the compressed packags until your sofa frame is completely assembled.









### DIAGRAM 1 (Assemble the Armrests )

Assemble the Left and Right Armrests(Part C and Part D) to the Seat Frame(Part A) with Washers(Hardware 1) and Screws(Hardware 3).





1		8PCS
3	 M8X65	8PCS



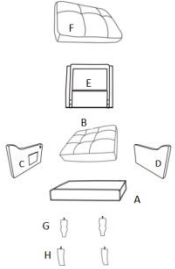
### PARTS LIST

NO	DESCRIPTION	SKETCH	QTY
A	Seat Frame		1
B	Seat Cushion		1
C	Left Armrest		1
D	Right Armrest		1
E	Back Frame		1
F	Back Cushion		1
G	Front Legs		2
H	Back Legs		2

### HARDWARE

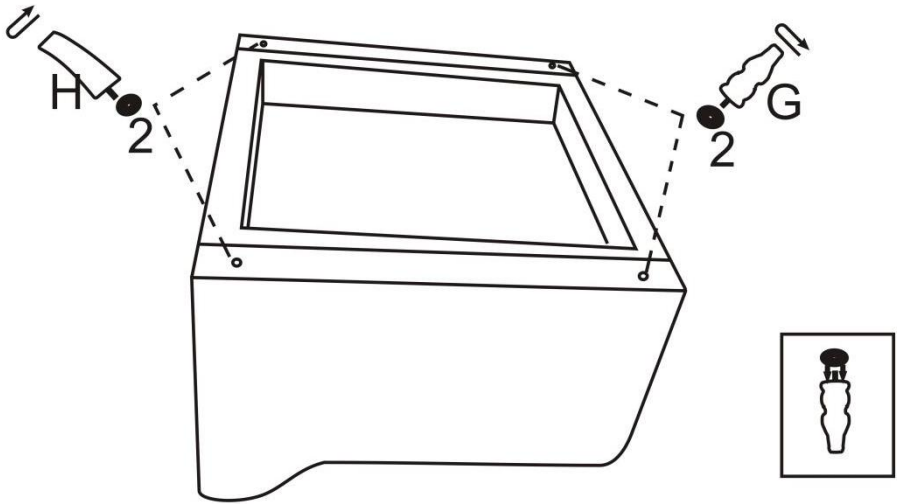
NO	DESCRIPTION	SKETCH	QTY
1	Washer		12
2	Gasket		4
3	Screws 8X65		12
4	Wrench		1

All Parts and hardwares.



### DIAGRAM 2 (Assemble the Leg)



Assemble the Front Legs(Part G) and the Back Legs(Part H) on the sofa with Gaskets(Hardware 2).

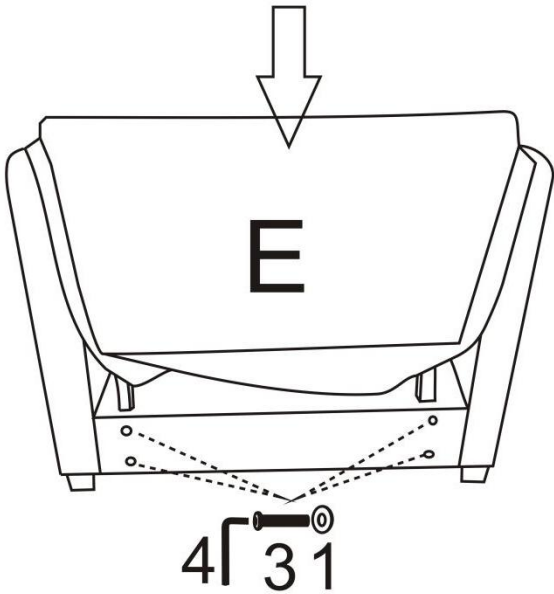


# ASSEMBLY INSTRUCTION

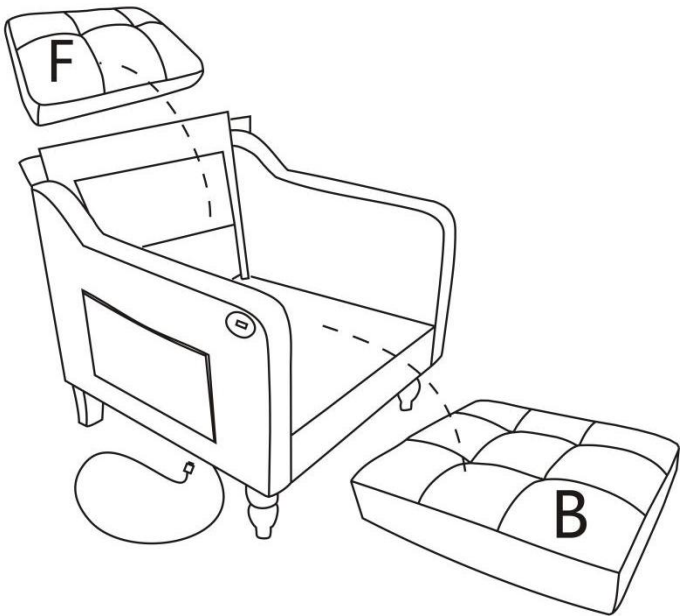
**DIAGRAM 3 ( Assemble the Back frame)**

Insert the Back Frame(Part E) into the designated holes,using Washers(Hardware 1) and Screws(Hardware 3) to 70% tightness,and then tighten all the Screws on the seat.

1		4PCS
3	 M8X65	4PCS

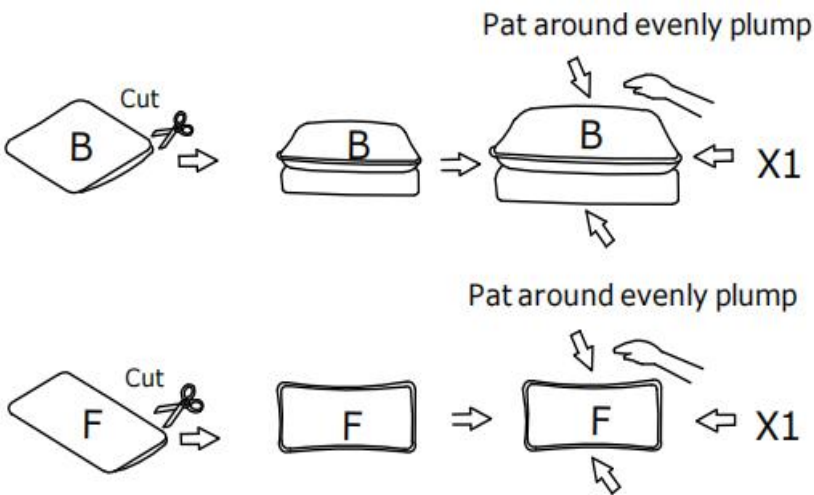


**DIAGRAM 5 ( Assemble the Seat Cushion and Back Cushion)**



**DIAGRAM 4**

The cushions are packaged by vacuum compression.After cutting the package,it rebounds quickly within 4 hours.If the fabric has wrinkles,it will basically disappear after standing for 72 hours.



**TIPS:**

- 1.Please do not open the compress packaging until your sofa frame is completely assembled.
- 2.Compress back cushions and pillows need to be fully fulfilled within 72 hours for your perfect use.
- 3.Please keep children away from plastic bags or any small pieces of stuff.

