


ASSEMBLY INSTRUCTION

4.5FT CHRISTMAS SANTA BOOTS PORCH TREE WITH 75 WARM WHITE/MULTI-COLOR LED LIGHTS, INCLUDING 18 GLOBE LED LIGHTS, 9 FUNCTION W/FOOT PEDAL



Please carefully unpack and identify each component before beginning assembly. Before you begin, please refer to parts list to make sure that you have all parts. Please take care when assembling the unit and always place the parts on a clean, soft surface. If you require assistance with assembly or parts, please call 888-357-7263.

Get social with us and discover more about our products, tips and exclusive discounts!



BEFORE ASSEMBLING

1. Please check and make sure all the parts have been received.
2. Tools are not required for assembly.
3. The length of extension cord is 48 inch, please set up the tree in the suitable place away from the power socket.

CONTENT

Reference No.	Height	Number of tree parts	Stand
2030800029	4.5'	2	Decorative plastic urn

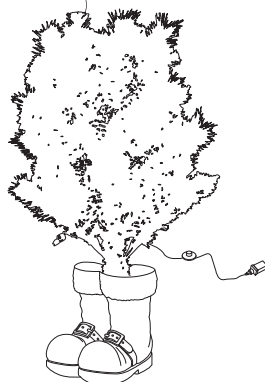
PART LIST

Tree Top (A)



QTY: 1

Lower Part (B)



QTY: 1

STEP-BY-STEP ASSEMBLY

PLEASE CAREFULLY UNPACK AND IDENTIFY EACH COMPONENT BEFORE BEGINNING ASSEMBLY. BEFORE YOU BEGIN, PLEASE REFER TO PARTS LIST TO MAKE SURE THAT YOU HAVE ALL PARTS.

- STEP 1** Gently lower branches into proper position (Figure 1). Each Branch must be shaped to a natural position by spreading out the left and right tips away from the center tip. Continue to lower branches on upper section(s) in the same manner making sure not to place undue pressure on the brackets.

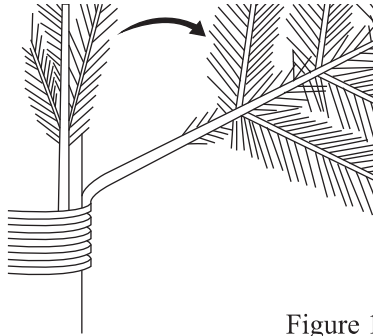


Figure 1

- STEP 2** Insert the Tree top (Part A) into the lower part (Part B) as indicated on Figure 2.

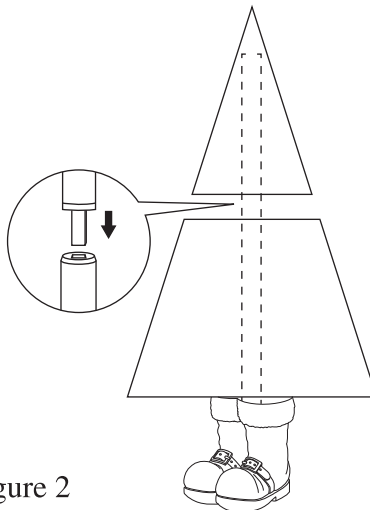
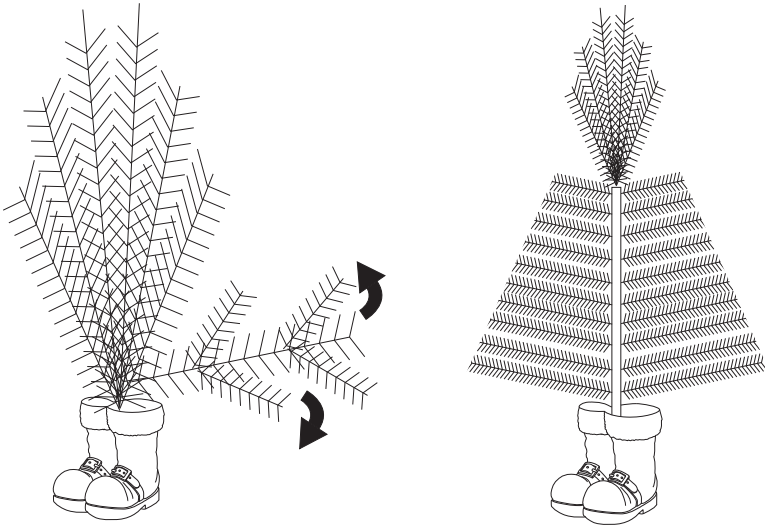
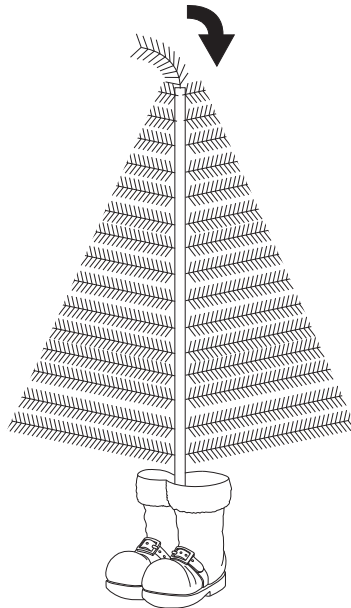


Figure 2

STEP 3 Unfold one-by-one the branches beginning by the lower branches.



STEP 4 Make final adjustment and trimming of the tree.



STEP 5 The lights will be lit upon inserting the adapter into the power source.



DISASSEMBLY AND STORAGE

1. Remove all decorations.
2. Disassemble the tree in reverse order of assembly.
3. Suggest to store the tree in its original carton box or in storage bag and keep in a cool dry place.

CAUTION

1. To be assembled by or under the supervision of an adult.
2. Keep plastic bags out of reach of children.
3. Keep away from fire or hot temperatures.
4. Do not light a candle on or near the tree.
5. Do not leave lighted electric cords unattended.
6. Do not overload with heavy ornaments and/or too many decorations.
7. Place the tree on an even surface to ensure stability.
8. This tree is intended for indoor use only.
9. Keep this information for future reference.

Made in China

glitzhom[®]

Glitzhom ,LLC.

Toll free 888-357-7263

customerservice@glitzhom.com