








ASSEMBLY INSTRUCTIONS

MODEL : F4090SS (3S)


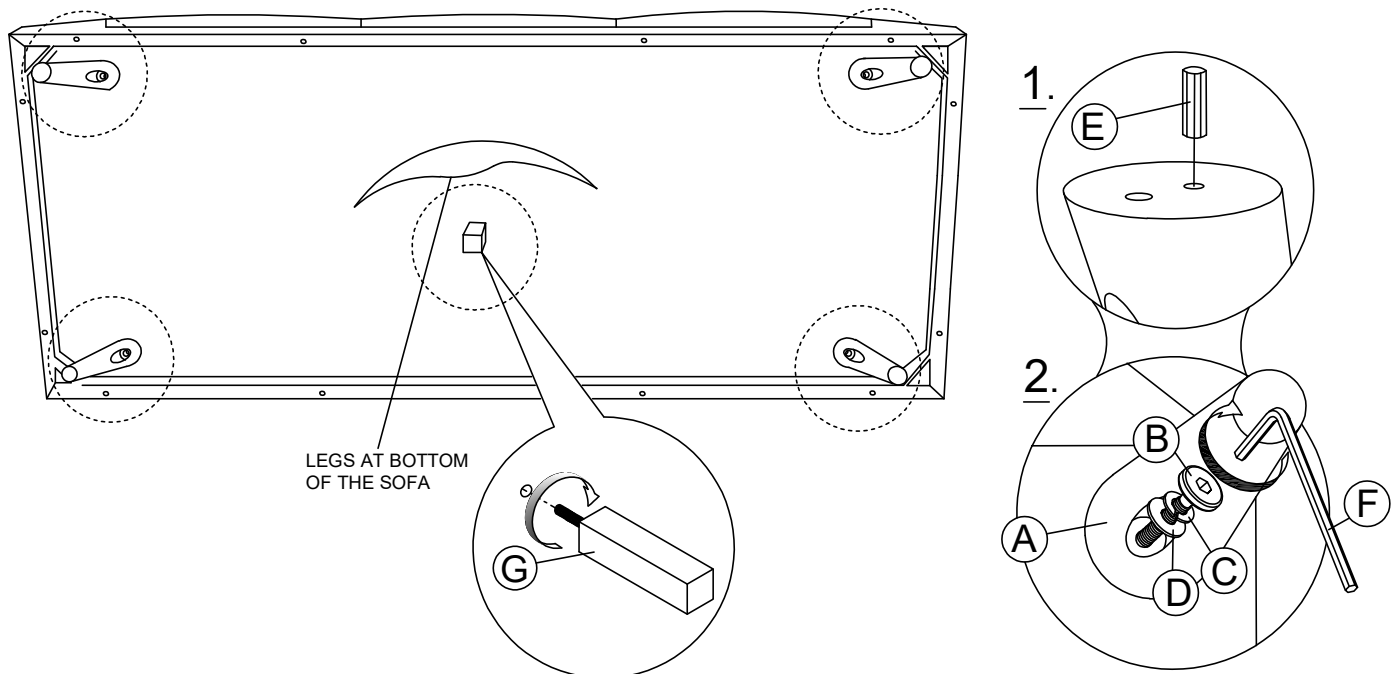
Thanks you for purchasing this quality product. Be sure to lay all components on a soft and clean surface before assembly in order to avoid components from being scratched.

CAUTIONS :

1. Check contents against list for quantity.
2. Familiarize yourself with the components and hardware by reviewing the Assembly Instructions.
3. Do not over tightened the screws and bolts as it may damage the threads.
4. Keep all hardware parts out of the reach of children.
5. Please "LIFT UP & MOVE" the sofa when ever you want to shift it.

HARDWARE LIST			
NO.	DESCRIPTION		QTY
A	LEG (175MM)		4 PCS
B	JCBB M8 x 60mm		4 PCS
C	SPRING WASHER M8		4 PCS
D	FLAT WASHER M8x18x1MM		4 PCS
E	WOOD DOWEL M8		4 PCS
F	M5 ALLEN KEY		1 PC
G	SUPPORT LEG (175MM)		1 PC

STEP 1



COMPLETED ASSEMBLY