






ASSEMBLY INSTRUCTIONS

MODEL : F4091SS (3-2S)

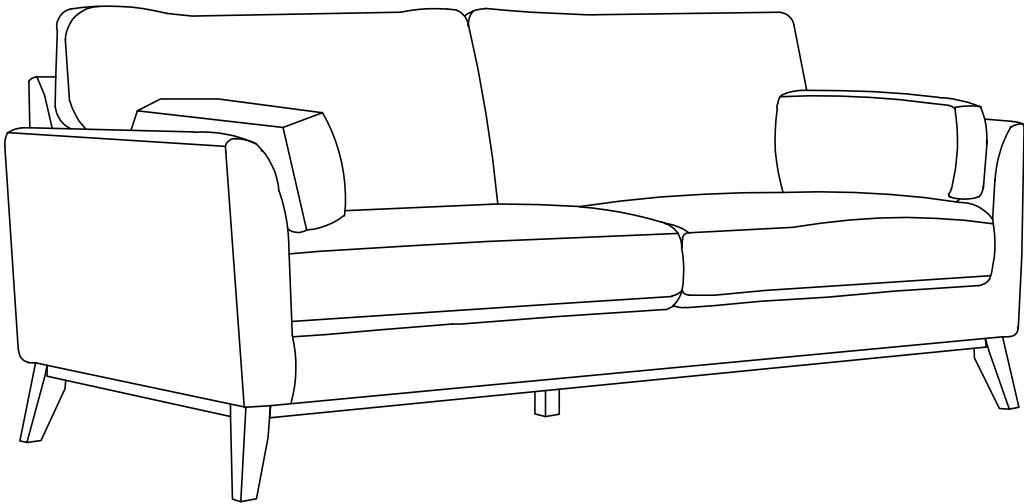
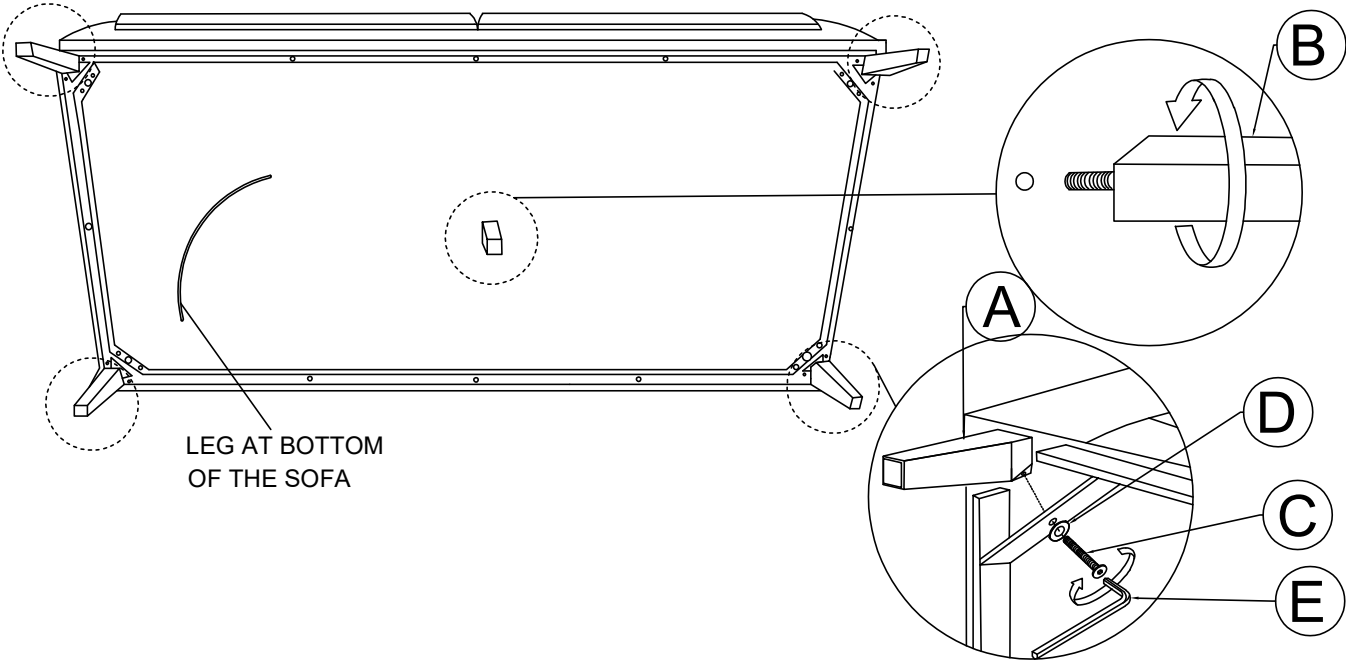
Thanks you for purchasing this quality product. Be sure to lay all components on a soft and clean surface before assembly in order to avoid components from being scratched.

CAUTIONS :

1. Check contents against list for quantity.
2. Familiarize yourself with the components and hardware by reviewing the Assembly Instructions.
3. Do not over tightened the screws and bolts as it may damage the threads.
4. Keep all hardware parts out of the reach of children.
5. Please "LIFT UP & MOVE" the sofa when ever you want to shift it.

HARDWARE LIST		
NO.	DESCRIPTION	QTY
A	LEG 	4 PCS
B	SUPPORT LEG (165MM) 	1 PC
C	JCBB M8X50MM 	4 PCS
D	FLAT WASHER M8x18x1MM 	4 PCS
E	M5 ALLEN KEY 	1 PC

STEP 1



COMPLETED ASSEMBLY