

DREAMS

IDEA

Instruction Manual



DREAMS/DEA

NO.CH0057

ABOUT US

*D*REAMSIDEA IS A ONE-STOP HOME

FURNISHING AND SERVICE COMPANY BASED IN USA.

WE ARE DEDICATED TO BRINGING YOUR DREAM HOME TO LIFE.

OUR SERVICES COVER FROM DESIGN, PRODUCTION,

DIRECT SELL, STORAGE, AND TRANSPORTATION.

IF REALITY IS THE NEAR SHORE

AND IDEALISM THE FAR SHORE,

*D*REAMSIDEA

AS THE FERRY BETWEEN THEM,

EAGER TO ACCOMPANY YOU ON A JOURNEY

TO YOUR IDEAL HOME.

ITEM NO.CH0057

WARRANTY

We strive to offer high quality product and we also try our best to satisfy each customer that order from us, no matter on products or services as needed. Each customer receives a record of their order, such as the order number or item receipt. For any items that are out of warranty period, you may still be able to purchase the replacement parts from our company if they are available.

Are you having difficulty
with assembly? Missing parts?

Please contact us : info@firstopintl.com

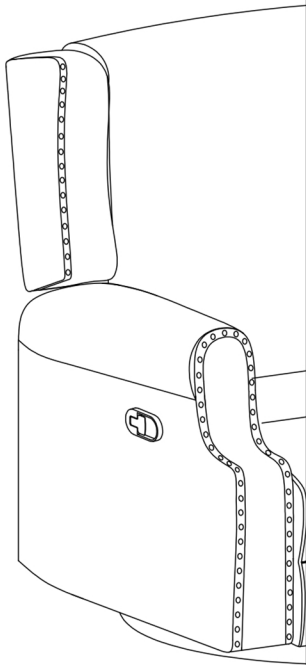
Tel:(562)-781-3327

send an email with your order No. to us

For return, please check the return policy with
the retailer or platforms you bought from.

Appreciate your purchasing from us.

Pop up your life by our furniture !



MAINTENANCE AND WARNING

Please read the manual thoroughly
before you start installing.

Please keep the product away from
sharp object.

Packaging and small parts may have
chocking hazard, please keep them away
from children and pets.

Please clean the product according to each
clean code, check the product description
for more information.

Please keep the product away from
fire.

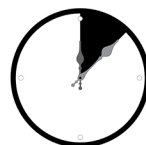
If you have any other questions, please
contact us, we will be glad to help you out.

If the product is placed under direct
sunlight, the pattern or color might fade
away overtime.

Check the product periodically to make
sure everything is secured and tightened.

Always use proper tools for installation.

Do not jump on the product.



Around 25 min

PRDOUCT DESCRIPTION

Elegant Floral & Botanical Design:

A sophisticated pattern that complements any decor, bringing a natural and stylish touch to your space.

Breathable Cotton Linen

Upholstery: The soft, skin friendly fabric ensures maximum comfort while maintaining excellent airflow.

Effortless Reclining Mechanism:

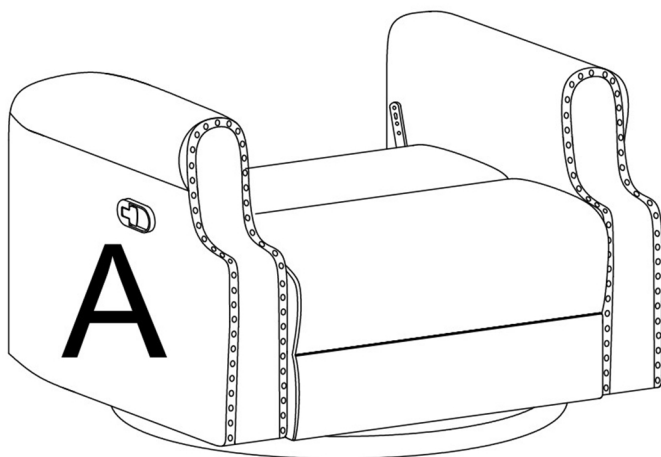
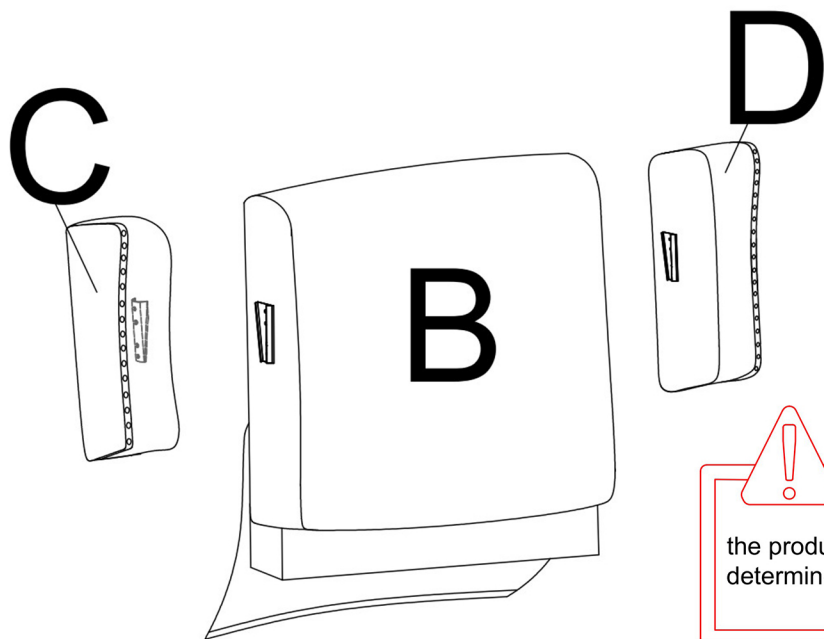
With a simple side handle pull, smoothly adjust the backrest to find your perfect lounging position.

360 Degree Swivel Base: The sturdy metal base allows easy movement, providing flexibility and convenience in any setting.

Built In Footrest for Enhanced Relaxation: As you recline, the footrest extends automatically, offering full body support and stress relief.

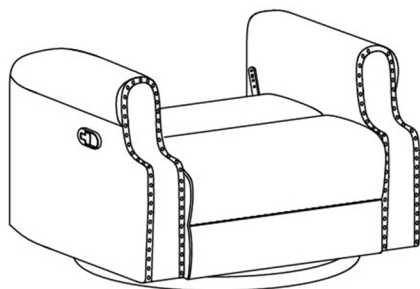


EXPLODED VIEW



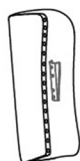
PARTS

A*1



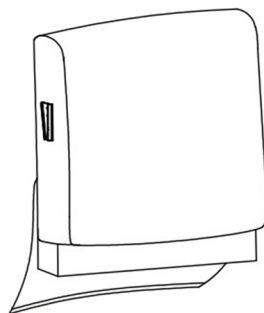
Seat frame

C*1



Right ear

B*1



Backrest

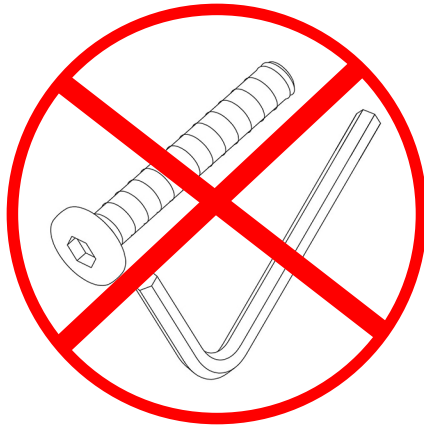
D*1



Left ear

HARDWARE

TOOL LIST

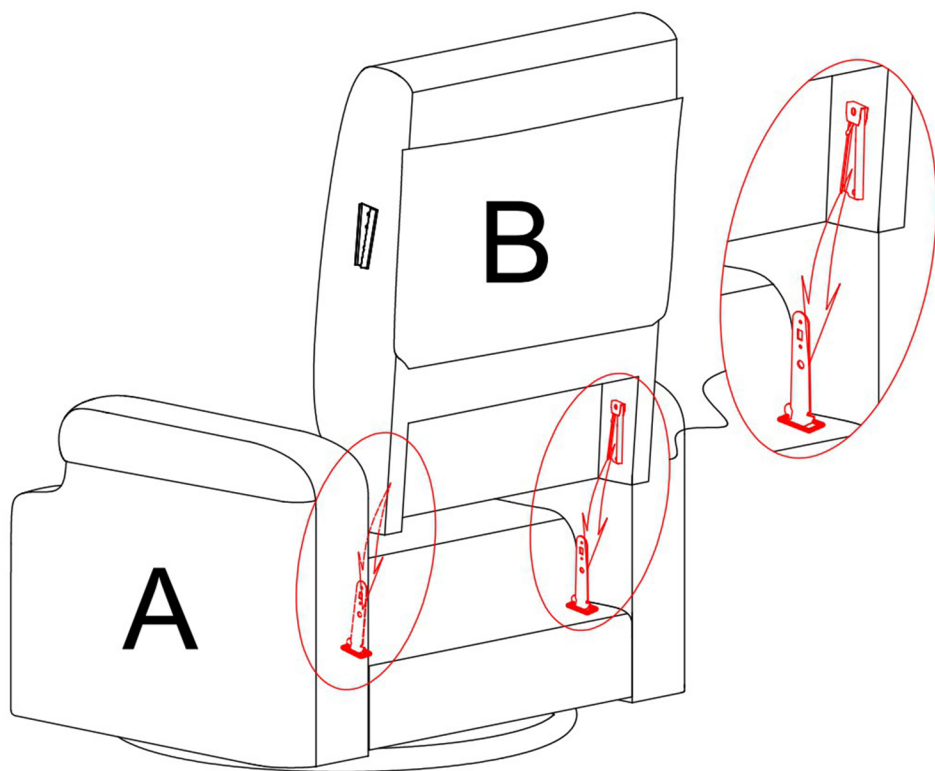


Please be aware:

This chair does not come with extra accessories fittings (such as bolts, washers etc.)

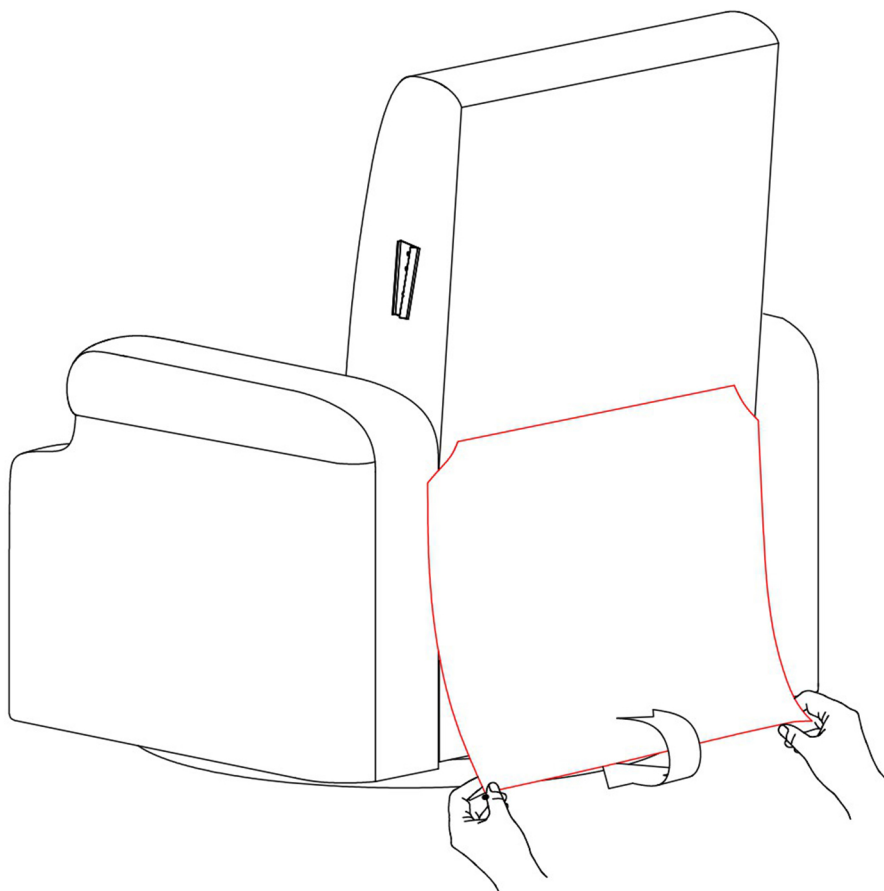
step 1

Install the backrest (B) to the seat frame (A) by inserting the connectors into the slots as shown, make sure they are both correctly aligned before pushing it down.



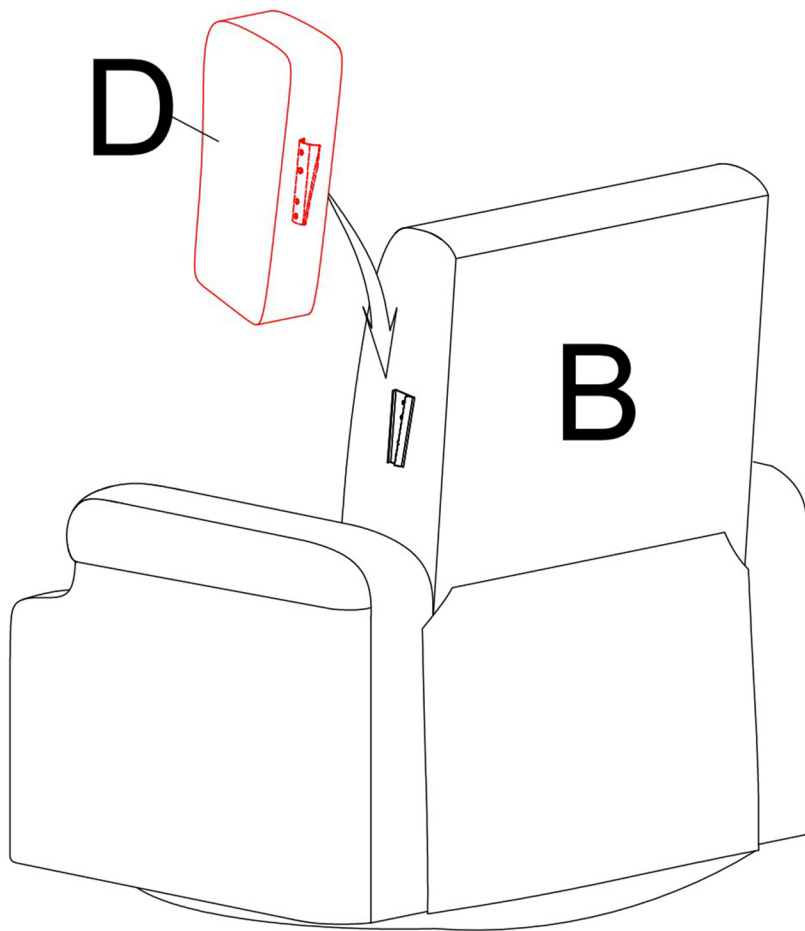
step 2

After the backrest is installed, stick on the Velcro tape on the back.



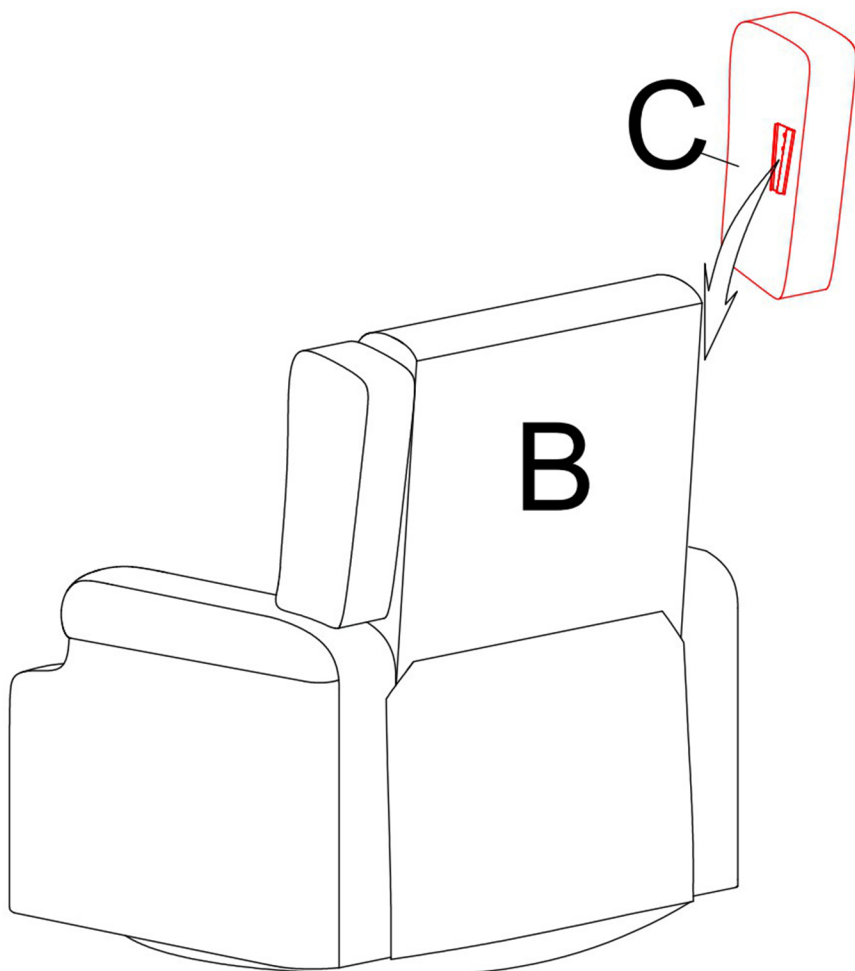
step 3

Then install the ears (D) onto the backrest (B), make sure the connectors are aligned with the slots before pushing down.



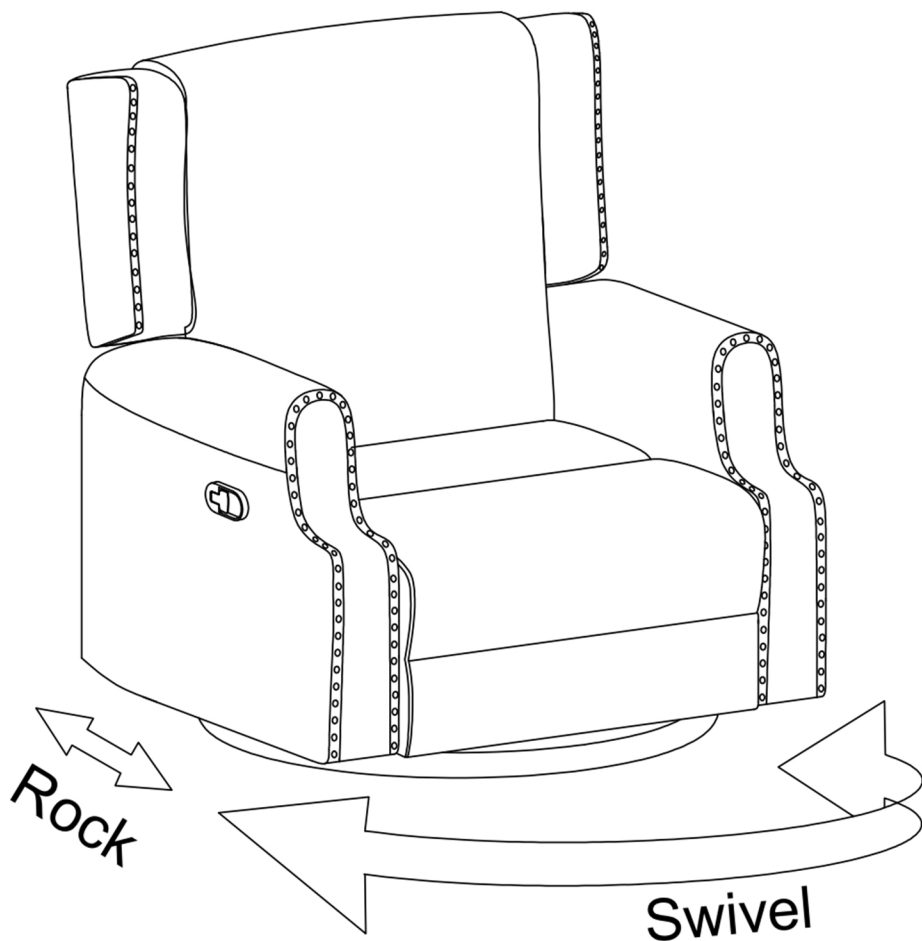
step 4

Then install the ears (C) onto the backrest (B), make sure the connectors are aligned with the slots before pushing down.



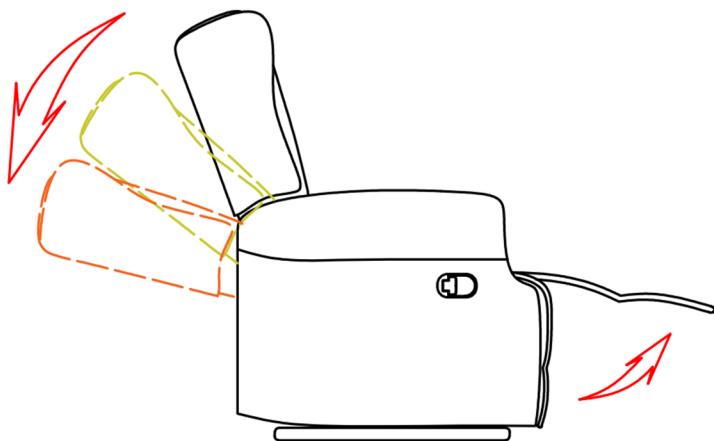
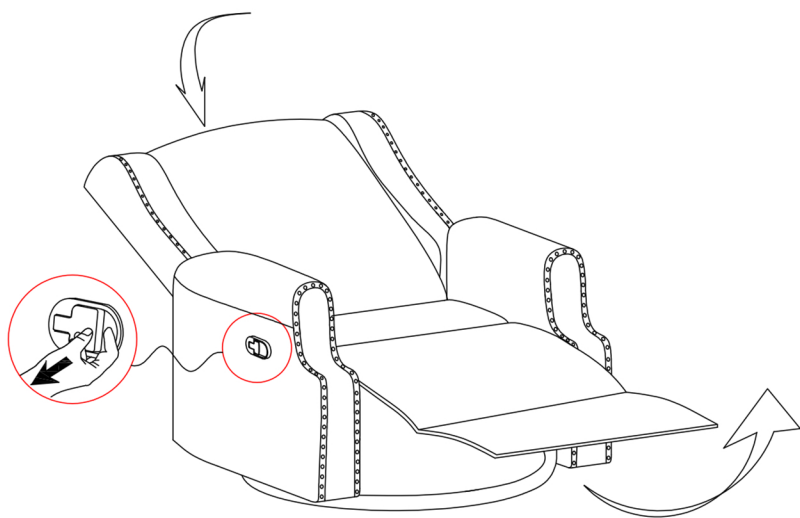
step 5

This chair has both rocking and swivel functions.



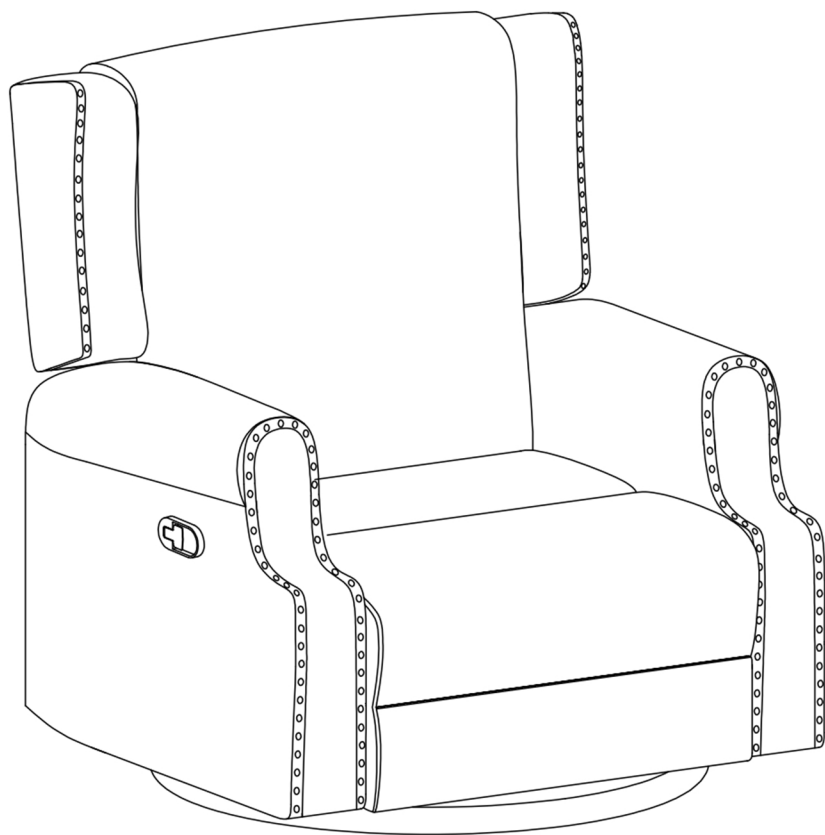
step 6

There are three gears of recline adjustment for this chair, just simply pull the handle on the right armrest as shown, and easily apply some force to the backrest, you will be able to change the sitting posture for this chair.



step 7

Congradulations! You have finished the installation! Thank you so much for choosing our product! Please enjoy!





ASSEMBLY INSTRUCTIONS

Tel.(562)-781-3327

Please contact us:info@firstopintl.com

<https://www.dreamsidea.com>