












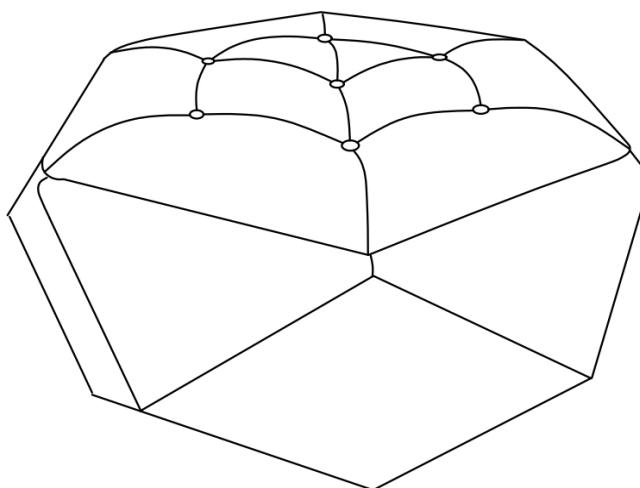
# Assembly Instructions

**Caution : You must read this before you proceed.**

## Care & Maintenance

- ⊘  • Not for commercial use. For residential use only.
- ✓  • Furniture may scratch floors. We recommend using furniture pads to protect your floors.
- ⊘  • Do not put hot items directly on furniture surface.
- ⊘  • Do not clean furniture with harsh cleansers or polish.
- ⊘  • Do not place furniture under direct sunlight.
- ⊘  • Do not place furniture near heating or cooling vents.
- ⊘  • Do not write on furniture without a padded harrier to protect the surface.
- ⊘  • Do not place furniture outside. For indoor use only.
- ⊘  • Stains may be removed with mild soap solution and damp cloth.
- ⊘  • Children should not climb or jump on the furniture.
- ✓  • Dust and pick-up spills using a clean, non-colored, lint-free cloth.

## Ottoman



**NOTE :** This ottoman is NOT a TOY.

Keep your child / children at bay during the assembly process.

This ottoman is heavy.

To prevent injury to yourself or damage to the product a minimum of two adults are required whenever moving or lifting the product.