

CARE INSTRUCTIONS

BEFORE USE

- Foam is sensitive to temperature. When exposed to colder temperatures your Bean bag will become firmer. Your body heat will help the foam soften.
- External heat source, not recommended on the Bean Bag doing so will damage the Bean Bag.
- New foam may initially have a slight odor: it is completely harmless and will dissipate over a short time with regular use.

WASHING CARE

- Pre-wash the zippered cover before first use.
- Wash zippered cover separate from other items as zipper may cause damage to clothing or linens.
- Wash the zippered cover in cold water using a non-chlorine bleach detergent on a gentle cycle with cold water rinse.
- The Bean Bag can be spot cleaned with mild detergent by hand wash only; do not soak or machine wash the foam. Rinse with warm water.

DRYING CARE

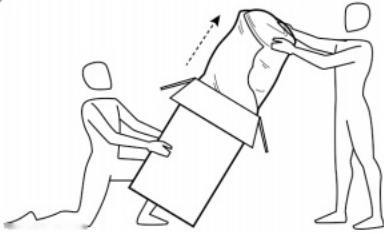
- Tumble dry zippered cover on low heat.
- Never use a high heat setting or over dry; this will weaken the fibers, cause shrinkage and or shorten the life of the cover.
- After spot cleaning the Bean Bag dry at room temperature away from heat or light. Do not machine wash or dry.

DETERGENT

- Use a mild liquid detergent, preferably non alkaline, without added bleach or whiteners.

SETUP INSTRUCTIONS

1 UNPACK



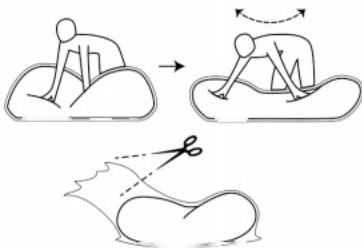
Have a friend help to remove your beanbag components from the box.

2 UNROLL



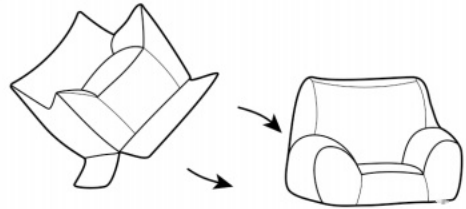
Take the bag of Foam stuffing, and unroll it from its protective outer plastic wrapping revealing it inside its inner wrapping.

3 FLATTEN + CUT




Flatten the Foam stuffing, leaving it within its inner wrapping. Then remove the wrapping by cutting it with scissors.

4 STUFF



Open the fabric cover completely, and slide it over the Foam stuffing. The zipper should be oriented on the bottom.

5 EXPAND + ENJOY



Adjust the stuffing inside the case, breaking up any lumps of Foam, then zip to close. Your beanbag will now need time to expand to its maximum size - this can happen as quickly as 6 hours, and can take up to 7 days. Then, enjoy!